

Limited Review Report

To  
The Board of Directors,  
Total Transport Systems Limited.

We have reviewed the accompanying statement of unaudited financial results of M/s Total Transport Systems Limited ("the Company") for the quarter ended 30<sup>th</sup> September 2020. This statement is the responsibility of the Company's Management and has been approved by the Board of Directors. Our responsibility is to issue a report on these financial statements based on our review.

We conducted our review in accordance with the Standard on Review Engagement (SRE) 2410- Review of Interim Financial Information Performed by the Independent Auditor of the Entity, issued by the Institute of Chartered Accountants of India. This standard requires that we plan and perform the review to obtain moderate assurance as to whether the financial statements are free of material misstatement. A review is limited primarily to inquiries of company personnel and analytical procedures applied to financial data and thus provide less assurance than an audit. We have not performed an audit and accordingly, we do not express an audit opinion.

Based on our review conducted as above, nothing has come to our attention that causes us to believe that the accompanying statement of unaudited financial results prepared in accordance with applicable accounting standards and other recognized accounting practices and policies has not disclosed the information required to be disclosed in terms of Regulation 33 of the SEBI (Listing Obligations and Disclosure Requirements) Regulations, 2015 including the manner in which it is to be disclosed, or that it contains any material misstatement.

For D. B. Ketkar & Co.  
Chartered Accountants



N. S. Ketkar

Partner

M. No. 040521

Place: Mumbai

Date: 12<sup>th</sup> November 2020

UDIN: 20040521AAAANT5930



**TOTAL TRANSPORT SYSTEMS LIMITED**  
**STATEMENT OF PROFIT AND LOSS FOR THE PERIOD ENDED 30<sup>th</sup> SEPTEMBER 2020**

(Rs. In Lakhs)

PARTICULARS	Quarter Ended on			Year ended on		
	30th SEPTEMBER 2020	30th SEPTEMBER 2019	30th JUNE 2020	30th SEPTEMBER 2020	30th SEPTEMBER 2019	31st MARCH 2020
	UNAUDITED	UNAUDITED	UNAUDITED	UNAUDITED	UNAUDITED	AUDITED
	Rs.	Rs.	Rs.	Rs.		Rs.
<b>I. Revenue From Operations</b>	5,469.52	7,967.56	5,695.81	11,165.33	14,109.01	32,255.29
<b>II. Other Income</b>	0.70	2.59	-	0.70	2.59	3.25
<b>III. Total Revenue (I +II)</b>	<b>5,470.22</b>	<b>7,970.15</b>	<b>5,695.81</b>	<b>11,166.02</b>	<b>14,111.60</b>	<b>32,258.54</b>
<b>IV. Expenses</b>						
a. Employee Benefit Expenses	402.25	421.33	370.37	772.63	947.03	2,036.20
b. Finance Cost	58.40	49.55	58.34	116.73	93.90	208.73
c. Depreciation and Amortisation Expenses	18.98	30.57	24.55	43.54	59.95	120.90
d. Other Expenses	4,667.82	7,110.15	5,726.39	10,394.21	12,437.83	29,349.53
<b>V. Total Expenses</b>	<b>5,147.45</b>	<b>7,611.60</b>	<b>6,179.66</b>	<b>11,327.11</b>	<b>13,538.71</b>	<b>31,715.36</b>
<b>VI. Profit Before Exceptional &amp; Extraordinary Items &amp; Tax (III-V)</b>	<b>322.76</b>	<b>358.55</b>	<b>-483.85</b>	<b>-161.09</b>	<b>572.89</b>	<b>543.18</b>
<b>VII. Exceptional Items</b>	-	-	-	-	-	-
<b>VIII. Profit Before Extraordinary Items &amp; Tax (VI-VII)</b>	<b>322.76</b>	<b>358.55</b>	<b>-483.85</b>	<b>-161.09</b>	<b>572.89</b>	<b>543.18</b>
<b>IX. Extraordinary Items</b>	-	-	-	-	-	-
<b>X. Profit Before Tax (VIII-IX)</b>	<b>322.76</b>	<b>358.55</b>	<b>-483.85</b>	<b>-161.09</b>	<b>572.89</b>	<b>543.18</b>
<b>XI. Tax Expense</b>						
a. Current Tax	-	-	-	-	127.32	166.05
b. Deferred Tax	12.91	-	-	12.91	35.65	-8.89
<b>XII. Profit for the Year from Continuing Operations (X-XI)</b>	<b>309.86</b>	<b>358.55</b>	<b>-483.85</b>	<b>-174.00</b>	<b>409.92</b>	<b>386.02</b>
<b>XIII) Other Comprehensive Income</b>	-	-	-	-	-	-
<u>A. Items that will not be reclassified to Profit or loss</u>						
Re-measurement gains/(losses) on defined benefit plans	-	-	-	-	-	-46.06
Income Tax Effect	-	-	-	-	-	1.09

<b>Net other comprehensive income to not be reclassified to profit or loss in subsequent periods</b>	-	-	-	-	-	-44.97
<b>B. Items that will be reclassified to profit or loss in subsequent years</b>						
Net gain/(loss) on FVTOCI debt Securities	-	-	-	-	-	1.46
Income Tax Effect	-	-	-	-	-	-0.13
<b>Net other comprehensive income to be reclassified to profit or loss in subsequent periods</b>	-	-	-	-	-	1.33
<b>Other Comprehensive Income for the year, net of tax</b>	-	-	-	-	-	-43.64
<b>XIV) Total Comprehensive Income for the period (XII+XIII) (Comprehensive profit (loss) and Other Comprehensive Income for the period)</b>	<b>309.86</b>	<b>358.55</b>	<b>-483.85</b>	<b>-174.00</b>	<b>409.92</b>	<b>342.38</b>
<b>XV. Paid-up equity share capital of Rs. 10 Each</b>	1,430.60	1,430.60	1,430.60	1,430.60	1,430.60	1,430.60
<b>XVI. Reserve excluding Revaluation Reserves as per balance sheet of previous accounting year</b>				3,371.21	3,612.62	3,545.20
<b>XVII. Earnings Per Share ( not annualised )</b>						
a. Basic	2.17	2.51	-3.38	-1.22	2.87	2.70
b. Diluted	2.17	2.51	-3.38	-1.22	2.87	2.70

1. The above Unaudited results, which have been subjected to Limited Review by the Statutory Auditor of the Company, are published in accordance with regulation 33 of the SEBI (LODR) Regulations, have been reviewed by the audit committee and approved and taken on record by the Board of Directors at its meeting held through Video Conferencing on 12th November 2020. The financials results are prepared in accordance with Indian Accounting Standards (Ind AS) as prescribed under Section 133 of the Companies Act, 2013 read with Companies (Indian Accounting Standards) Rules, Companies (Indian Accounting Standards) (Amendment) Rules and other accounting standards generally accepted in India.

2. The format for the audited/unaudited financial results are as prescribed by SEBI circular CIR/CFD/CMD/15/2015 have been modified to comply with the requirements of SEBI circular dated 5th July 2016, Ind AS and Schedule III (Division II) to the Companies Act, 2013, which are applicable to the Companies that are required to comply with Ind AS

3. The statement of standalone financial results have been prepared in accordance with Indian Accounting Standards (Ind AS), the provisions of the Companies Act, 2013, as applicable and guidelines issued by the SEBI.

4. Disclosure of segment reporting as per the requirements of Ind AS 108 "Operating Segment" is reported in the consolidated financial statements of the Company. Therefore, the same has not been separately disclosed in the standalone financial statements in line with the requirement of Ind AS 108.

5. During the quarter and half year ended 30<sup>th</sup> September 2020 the company has not received any complaint from investor.

6. Figures have been regrouped /re-classified where ever necessary

7. The above financial results are available on the website of the Company i.e. [www.ttspl.in](http://www.ttspl.in) under investor tab and on the website of national stock exchange i.e. [www.nseindia.com](http://www.nseindia.com)

Date : 12<sup>th</sup> November, 2020

Place : Mumbai





For Total Transport Systems Limited

Makarand Pradhan  
Managing Director



**TOTAL TRANSPORT SYSTEMS LIMITED**  
**BALANCE SHEET AS AT 30<sup>TH</sup> SEPTEMBER, 2020**

(Rs. In Lakhs)

PARTICULARS	AS AT	
	30 <sup>th</sup> September 2020	31 <sup>st</sup> March 2020
<b>I. ASSETS</b>		
<b>1) Non-Current Assets</b>		
(a) Property, Plant and Equipment	782.00	823.06
(b) Capital work-in-progress	-	-
(c) Investment Property	-	-
(d) Goodwill	-	-
(e) Other Intangible Assets	-	-
(f) Intangible Assets under development	13.15	13.15
(g) Investments in Subsidiaries and Associates	37.26	37.26
(h) Financial Assets		
(i) Investments	5.89	5.89
(ii) Trade Receivables	-	-
(iii) Loans	589.16	508.47
(iv) Others (to be specified)	-	-
(i) Deferred Tax Asset (Net)	74.78	87.69
(j) Other Non-Current Assets	77.11	77.11
	<b>1,579.36</b>	<b>1,552.64</b>
<b>2) Current Assets</b>		
(a) Inventories		
(b) Financial Assets		
(i) Investments	-	-
(ii) Trade Receivables	6,333.03	9,638.74
(iii) Cash and Cash Equivalents	125.04	18.82
(iv) Bank balance other than (iii) above	32.01	21.39
(v) Loans	18.58	32.22
(vi) Others (to be specified)	-	-
(c) Current Tax Assets (Net)	727.55	594.03
(d) Other Current Assets	-	-
	<b>7,236.20</b>	<b>10,305.19</b>
<b>Total Assets</b>	<b>8,815.56</b>	<b>11,857.83</b>
<b>II. EQUITY AND LIABILITIES</b>		
<b>EQUITY</b>		
(a) Equity Share Capital	1,430.60	1,430.60
(b) Other Equity	3,371.21	3,545.20
<b>Total Equity</b>	<b>4,801.81</b>	<b>4,975.80</b>
<b>LIABILITIES</b>		
<b>1) Non-Current Liabilities</b>		
(a) Financial Liabilities		
(i) Borrowings	22.71	33.59
(ii) Trade Payables		
a. total outstanding dues of micro enterprises and small enterprises	-	-
b. total outstanding dues of creditors other than micro enterprises and small enterprises	-	-
(iii) Other Financial Liabilities (Other than those specified in item (b), to be specified)	-	-
(b) Provisions	338.69	335.44
(c) Deferred Tax Liabilities (Net)	-	-
(d) Other Non-Current Liabilities	-	-
	<b>361.40</b>	<b>369.03</b>
<b>2) Current Liabilities</b>		
(a) Financial Liabilities		
(i) Borrowings	2,217.40	2,153.27
(ii) Trade Payables		
a. total outstanding dues of micro enterprises and small enterprises	4.91	7.22
b. total outstanding dues of creditors other than micro enterprises and small enterprises	719.59	3,464.12
(iii) Other Financial Liabilities (Other than those specified in item (c))	-	-
(b) Other Current Liabilities	268.73	394.45
(c) Provisions	441.73	493.95
(d) Current Tax Liabilities (Net)	-	-
	<b>3,652.36</b>	<b>6,513.00</b>
<b>Total Equity and Liabilities</b>	<b>8,815.56</b>	<b>11,857.83</b>
<b>Date: 12<sup>th</sup> November, 2020</b>	<b>For Total Transport Systems Limited</b>	
<b>Place: Mumbai</b>	 <b>Makarand Pradhan</b> <b>Managing Director</b>	
		

**TOTAL TRANSPORT SYSTEMS LIMITED**  
**CASH FLOW STATEMENT FOR THE PERIOD ENDED 30<sup>th</sup> SEPTEMBER, 2020**

(Rs. In Lakhs)

PARTICULARS	FOR THE PERIOD ENDED 30 <sup>th</sup> SEPTEMBER, 2020	FOR THE PERIOD ENDED 30 <sup>th</sup> SEPTEMBER, 2019
<b><u>A. Cash flow from operating activities:</u></b>		
Profit before tax	-161.09	572.89
<i>Adjustments:</i>		
Depreciation & amortization	43.54	59.95
Interest Expense	116.73	93.90
Interest Income	(0.70)	(0.45)
Profit on Sale of Assets	-	(2.15)
Provision for Gratuity	3.25	(6.15)
<i>Working capital changes :</i>		
Trade Payable	(2,746.83)	1,259.05
Other Current Liabilities	(125.72)	132.06
Short-Term Provisions	(52.22)	308.72
Trade Receivables	3,305.71	(2,436.97)
Bank Balance other than Cash and Cash Equivalents	(10.62)	(9.98)
Short-Term Loans and Advances	13.64	14.97
<b>Net cash generated from operations</b>	<b>385.70</b>	<b>(14.15)</b>
Direct taxes Paid	(133.52)	(152.36)
<b>Net cash generated by operating activities</b>	<b>252.18</b>	<b>(166.51)</b>
<b><u>B. Cash flow from investing activities:</u></b>		
Purchase of fixed assets	(2.48)	(12.97)
Sale of Asset	-	2.97
Loan given to Related Parties	(72.44)	2.39
Security Deposits	(8.25)	(55.77)
Interest Income	0.70	0.45
<b>Net cash used in investing activities</b>	<b>(82.47)</b>	<b>(62.94)</b>
<b><u>C. Cash flow from financing activities:</u></b>		
Interest Expense	(116.73)	(93.90)
Repayment of Loans	(24.95)	(153.25)
<b>Net cash (used in) / generated from financing activities</b>	<b>(141.69)</b>	<b>(247.15)</b>
<b>Net increase in cash and cash equivalents during the year</b>	<b>28.02</b>	<b>(476.60)</b>
<b>Cash and cash equivalents at the beginning of the year</b>	<b>(2,117.20)</b>	<b>(1,364.16)</b>
<b>Cash and cash equivalents at the end of the year</b>	<b>(2,089.18)</b>	<b>(1,840.76)</b>
<b>Cash and cash equivalents at the beginning of the year Comprise of the following</b>		
Cash and Cash Equivalents	18.82	270.12
Bank Overdraft	(2,136.02)	(1,634.28)
<b>Total</b>	<b>(2,117.20)</b>	<b>(1,364.16)</b>
<b>Cash and cash equivalents at the end of the year Comprise of the following</b>		
Cash and Cash Equivalents	125.04	196.18
Bank Overdraft	(2,214.22)	(2,036.94)
<b>Total</b>	<b>(2,089.18)</b>	<b>(1,840.76)</b>
<p>Date: 12<sup>th</sup> November, 2020  Place: Mumbai</p> <div style="display: flex; justify-content: space-between; align-items: center;"> <div style="text-align: center;">  </div> <div style="text-align: center;"> <p>For Total Transport Systems Limited</p>  <p><b>Makarand Pradhan</b>  Managing Director</p> </div> </div>		