

Holding of Specified Securities

Annexure - I

1. Name of Listed Entity: TOTAL TRANSPORT SYSTEMS LTD

2. Scrip Code/Name of Scrip/Class of Security: _____

3. Share Holding Pattern Filled under: Reg. 31(1)(a)/Reg. 31(1)(b)/Reg.31(1)(c) _____

a. If under 31(1)(b) then indicate the report for Quarter ending 31-03-2018

b. If under 31(1)(c) then indicate date of allotment/extinguishment _____

4. Declaration: The Listed entity is required to submit the following declaration to the extent of submission of information:-

Particulars	Yes*	No*
1. Whether the Listed Entity has issued any partly paid up shares?		
2. Whether the Listed Entity has issued any Convertible Securities or Warrants?		
3. Whether the Listed Entity has any shares against which depository receipts are issued?		
4. Whether the Listed Entity has any shares in locked-in?		
5. Whether any shares held by promoters are pledged or otherwise encumbered?		

* If the Listed Entity selects the option 'No' for the questions above, the columns for the partly paid up shares, Outstanding Convertible Securities/Warrants, depository receipts, locked-in shares, No of shares pledged or otherwise encumbered by promoters, as applicable, shall not be displayed at the time of dissemination on the Stock Exchange website. Also wherever there is 'No' declared by Listed Entity in above table the values will be considered as 'Zero' by default on submission of the format of holding of specified securities.




Table I - SUMMARY STATEMENT HOLDING OF SPECIFIED SECURITIES

Category of shareholder (i)	Category of shareholder (ii)	No.s of Share holders (iii)	No. of fully paid up equity Share held (iv)	No.s of Partly paid-up equity Share held (v)	No. of shares underlying Depository Receipts (vi)	Total nos. shares held (vii) = (iv)+(v)+(vi)	Shareholding as a % of total no of shares (calculated as SCRR, 1957) As a % of (A+B+C2)	Number of Voting Rights held in each class of securities (ix)			No. of Shares Underlying convertible securities (including Warrants) (x)	Shareholding, as a % assuming full conversion of convertible securities (as a % of diluted share capital) (xi) = (vii)+(x) As a % of (A+B+C2)	Number of Locked in shares (xii)		Number of Shares pledged or otherwise encumbered (xiii)		Number of equity shares held in dematerialized form (xiv)
								No of Voting Rights		Total			No. (a)	As a % of total shares held (b)	No. (a)	As a % of total shares held (b)	
								Class Equity x	Class Others y								
(A)	Promoter & Promoter Group	6	7482000	0	0	7482000	52.2997	7482000	0	7482000	52.2997	7482000	100.0000	0	0.0000	7482000	
(B)	Public	581	6824000	0	0	6824000	47.7003	6824000	0	6824000	47.7003	3044000	44.6073	NA	NA	6824000	
(C)	Non Promoter-Non Public	0	0	0	0	0	0	0	0	0	0.0000	0	0.0000	NA	NA	0	
(C1)	Shares underlying DRs	0	0	0	0	0	NA	0	0	0	0.0000	0	0.0000	NA	NA	0	
(C2)	Shares held by Employee Trusts	0	0	0	0	0	0	0	0	0	0.0000	0	0.0000	NA	NA	0	
	Total	587	14306000	0	0	14306000	100.0000	14306000	0	14306000	100.0000	10526000	73.5775	0	0.0000	14306000	



Table II - STATEMENT SHOWING SHAREHOLDING PATTERN OF THE PROMOTER AND PROMOTER GROUP

Category & Name of the shareholders (i)	PAN (ii)	No of Share holders (iii)	No of fully paid up equity Shares held (iv)	Partly paid-up equity Share held (v)	No. of shares underlying Depository Receipts (vi)	Total nos. shares held (vii) = (iv)+(v)+(vi)	Shareholding % calculated as per SCRR, 1957 As a % of (A+B+C2) (viii)	Number of Voting Rights held in each class of securities (ix)			No. of Shares Underlying convertible securities (including Warrants) (x)	Shareholding, as a % assuming full conversion of convertible securities as a % of diluted share capital (xi) = (vii) + (x) As a % of (A+B+C2)		Number of Locked in shares (xii)		Number of Shares pledged or otherwise encumbered (xiii)	Number of equity shares held in dematerialized form (xiv)	
								No of Voting Rights				As a % of total shares held (b)	No (a)	As a % of total shares held (b)	No (a)			As a % of total shares held (b)
								Class Equity x	Class Others y	Total z								
1 Indian																		
(a) Individuals/Hindu undivided Family																		
SHRIKANT DAMODAR NIBANDHE	AAEPN2479A	1	1244000	0	0	1244000	8.6957	1244000	0	1244000	8.6957	1244000	100.0000	0	0.0000		1244000	
SANJIV ARVIND POTNIS	AAHPP689K	1	2492000	0	0	2492000	17.4193	2492000	0	2492000	17.4193	2492000	100.0000	0	0.0000		2492000	
PRADHAN MAKARAND PRABHAKAR	AAJPP8907C	1	2492000	0	0	2492000	17.4193	2492000	0	2492000	17.4193	2492000	100.0000	0	0.0000		2492000	
Total		3	6228000	0	0	6228000	43.5342	6228000	0	6228000	43.5342	6228000	100.0000	0	0.0000		6228000	
(b) Central Government/State Government(s)																		
Total		0	0	0	0	0	0.0000	0	0	0	0.0000	0	0.0000	0	0.0000		0	
(c) Financial Institutions/Banks																		
Total		0	0	0	0	0	0.0000	0	0	0	0.0000	0	0.0000	0	0.0000		0	
(d) Any Other/DIRECTORS RELATIVES																		
SIMRAN SANJIV POTNIS	AAFPP0649D	1	2000	0	0	2000	0.0140	2000	0	2000	0.0140	2000	100.0000	0	0.0000		2000	
SNEHA SHRIKANT NIBANDHE	ADSPN4344B	1	1250000	0	0	1250000	8.7376	1250000	0	1250000	8.7376	1250000	100.0000	0	0.0000		1250000	
VRINDA MAKARAND PRADHAN	AHRPP8530G	1	2000	0	0	2000	0.0140	2000	0	2000	0.0140	2000	100.0000	0	0.0000		2000	
Total		3	1254000	0	0	1254000	8.7656	1254000	0	1254000	8.7656	1254000	100.0000	0	0.0000		1254000	
Sub-Total (A)(1)		6	7482000	0	0	7482000	52.2997	7482000	0	7482000	52.2997	7482000	100.0000	0	0.0000		7482000	
2 Foreign																		
(a) Individuals(Non-Resident Individuals/Foreign Individuals)																		
Total		0	0	0	0	0	0.0000	0	0	0	0.0000	0	0.0000	0	0.0000		0	
(b) Government																		
Total		0	0	0	0	0	0.0000	0	0	0	0.0000	0	0.0000	0	0.0000		0	
(c) Institutions																		
Total		0	0	0	0	0	0.0000	0	0	0	0.0000	0	0.0000	0	0.0000		0	
(d) Foreign Portfolio Investor																		
Total		0	0	0	0	0	0.0000	0	0	0	0.0000	0	0.0000	0	0.0000		0	
Sub-Total (A)(2)		6	7482000	0	0	7482000	52.2997	7482000	0	7482000	52.2997	7482000	100.0000	0	0.0000		7482000	
Total Shareholding of Promoter and Promoter Group (A) = (A)(1)+(A)(2)																		
Total		6	7482000	0	0	7482000	52.2997	7482000	0	7482000	52.2997	7482000	100.0000	0	0.0000		7482000	

Details of Shares which remain unclaimed may be given hear along with details such as number of shareholders, outstanding shares held in demat/unclaimed suspense account, voting rights which are frozen etc.

Note: (1) PAN would not be displayed on website of Stock Exchange(s).

(2) The term "Encumbrance" has the same meaning as assigned under regulation 28(3) of SEBI (Substantial Acquisition of Shares and Takeovers) Regulations, 2011.

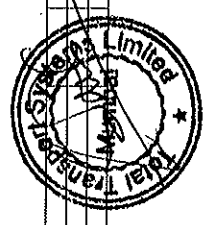


Table III - STATEMENT SHOWING SHAREHOLDING PATTERN OF THE PUBLIC SHAREHOLDER

Category & Name of the shareholders (i)	PAN (ii)	No. of Share holders (iii)	No. of fully paid up equity Share held (iv)	Partly paid-up equity Share held (v)	No. of shares underlying Depository Receipts (vi)	Total nos. shares held (vii) = (iv)+(v)+(vi)	Shareholding % calculated as per SCRR, 1957 As a % of (A+B+C2) (viii)	Number of Voting Rights held in each class of securities (ix)			No. of Underlying convertible securities (including Warrants) (x)	Total Shareholding, as a % assuming full conversion of convertible securities as a percentage of diluted share capital (XI) = (VII) + (X) As a % of (A+B+C2)	Number of Locked in shares (XII)		Number of Shares pledged or otherwise encumbered (XIII)	Number of equity shares held in dematerialized form (XIV)		
								No. of Voting Rights					No. (a)	As a % of total shares held (b)			No. (Not applicable) (c)	As a % of total shares held (b)
								Class Equity x	Class Others y	Total								
1 Institutions																		
(a) Mutual Funds		0	0	0	0	0	0.0000	0	0	0	0.0000	0	0.0000	0	0.0000	0		
(b) Venture Capital Funds		0	0	0	0	0	0.0000	0	0	0	0.0000	0	0.0000	0	0.0000	0		
(c) Alternate Investment Funds		0	0	0	0	0	0.0000	0	0	0	0.0000	0	0.0000	0	0.0000	0		
(d) Foreign Venture Capital Investors		0	0	0	0	0	0.0000	0	0	0	0.0000	0	0.0000	0	0.0000	0		
(e) Foreign Portfolio Investors		0	0	0	0	0	0.0000	0	0	0	0.0000	0	0.0000	0	0.0000	0		
(f) Financial Institutions/Banks		0	0	0	0	0	0.0000	0	0	0	0.0000	0	0.0000	0	0.0000	0		
(g) Insurance Companies		0	0	0	0	0	0.0000	0	0	0	0.0000	0	0.0000	0	0.0000	0		
(h) Provident Funds/Pension Funds		0	0	0	0	0	0.0000	0	0	0	0.0000	0	0.0000	0	0.0000	0		
SUB TOTAL (B)(1)		0	0	0	0	0	0.0000	0	0	0	0.0000	0	0.0000	0	0.0000	0		
2 Central / State government(s)																		
(a) Central Government/State Government(s)/President of India		0	0	0	0	0	0.0000	0	0	0	0.0000	0	0.0000	0	0.0000	0		
SUB TOTAL (B)(2)		0	0	0	0	0	0.0000	0	0	0	0.0000	0	0.0000	0	0.0000	0		
3 Non-institutions																		
(a) Individuals - i. Individual shareholders holding nominal share capital up to Rs. 2 lakhs.		84	1892292	0	0	1892292	13.2273	1892292	0	1892292	13.2273	0	13.2273	0	0.0000	1892292		
(a) INDIVIDUAL - ii. Individual shareholders holding nominal share capital in excess of Rs. 2 lakhs.		23	3692000	0	0	3692000	25.8074	3692000	0	3692000	25.8074	0	25.8074	3044000	82.4485	3692000		
LEENA PRASHANT SALVI	AJPS56E4G	1	2494000	0	0	2494000	17.4332	2494000	0	2494000	17.4332	0	17.4332	2494000	100.0000	2494000		
MIKUL MAHAVIR PRASAD AGRAWAL	AAFP448F9G	1	500000	0	0	500000	3.4950	500000	0	500000	3.4950	0	3.4950	500000	100.0000	500000		
(b) NBFCs registered with RBI		0	0	0	0	0	0.0000	0	0	0	0.0000	0	0.0000	0	0.0000	0		
(c) Employee Trusts		0	0	0	0	0	0.0000	0	0	0	0.0000	0	0.0000	0	0.0000	0		
(d) Overseas Depositories (holding DRs) (balancing figure)		0	0	0	0	0	0.0000	0	0	0	0.0000	0	0.0000	0	0.0000	0		
(e) Any Other (BODIES CORPORATE)		46	686203	0	0	686203	4.7966	686203	0	686203	4.7966	0	4.7966	0	0.0000	686203		
(e) Any Other (CLEARING MEMBER)		25	403505	0	0	403505	2.8205	403505	0	403505	2.8205	0	2.8205	0	0.0000	403505		
MAVERICK SHARE BROKERS LIMITED - CLIENT BENEFICIARY A/C	AAECM8942N	1	156000	0	0	156000	1.0905	156000	0	156000	1.0905	0	1.0905	0	0.0000	156000		
(e) Any Other (NON RESIDENT INDIANS (NRI))		1	111000	0	0	111000	0.7759	111000	0	111000	0.7759	0	0.7759	0	0.0000	111000		
(e) Any Other (TRUSTS)		1	15000	0	0	15000	0.1049	15000	0	15000	0.1049	0	0.1049	0	0.0000	15000		
SUB TOTAL (B)(3)		1	24000	0	0	24000	0.1678	24000	0	24000	0.1678	0	0.1678	0	0.0000	24000		
Total Public Shareholding (B) = (B)(1)+(B)(2)+(B)(3)		581	6824000	0	0	6824000	47.7003	6824000	0	6824000	47.7003	0	47.7003	3044000	44.6073	6824000		
		581	6824000	0	0	6824000	47.7003	6824000	0	6824000	47.7003	0	47.7003	3044000	44.6073	6824000		

Details of the shareholders acting as persons in Concert including their Shareholding (No. and %):
 Details of Shares which remain unclaimed may be given hear along with details such as number of shareholders, outstanding shares held in demat/unclaimed suspense account, voting rights which are frozen etc.
 Note:
 (1) PAN would not be displayed on website of Stock Exchange(s).
 (2) The above format needs to be disclosed along with the name of following persons:
 Institutions/Non-Institutions holding more than 1% of total number of shares.




Table IV - STATEMENT SHOWING SHAREHOLDING PATTERN OF THE NON PROMOTER - NON PUBLIC SHAREHOLDER

Category & Name of the shareholders (I)	PAN (II)	No. of Share holders (III)	No. of fully paid up equity Share held (IV)	Partly paid-up equity Share held (V)	No.s of underlying Depository Receipts (VI)	Total no. shares held (VII) = (IV)+(V)+(VI)	Shareholding % as per SCRR, 1957 As a % of (A+B-C2) (VII)	Number of Voting Rights held in each class of securities (X)			No. of Shares Underlying convertible securities (including Warrants) (X)	Total Shareholding, as a % assuming full conversion of convertible securities (as a % of diluted share capital) (XI) = (VII)+(X) As a % of (A+B+C2)	Number of Locked in shares (XII)		Number of Shares pledged or otherwise encumbered (XIII)		Number of equity shares held in dematerialized form (XIV)
								No of Voting Rights		As a % of total shares held (b)			No. (Not applicable) (a)	As a % of total shares held (Not applicable) (c)			
								Class Equity x	Class Others y						No. (a)		
1 Custodian/DR Holder		0	0	0	0	0	0.0000	0	0	0.0000	0	0.0000	0	0.0000	0	0	0
Total Non Promoter- Non Public Shareholding (C)=(1)+(C)(2)		0	0	0	0	0	0.0000	0	0	0.0000	0	0.0000	0	0.0000	0	0	0

Note

- (1) PAN would not be displayed on website of Stock Exchange(s).
- (2) The above format needs to disclose name of all holders holding more than 1% of total number of shares.
- (3) W.r.t. the information pertaining to Depository Receipts, the same may be disclosed in the respective columns to the extent information available.

