
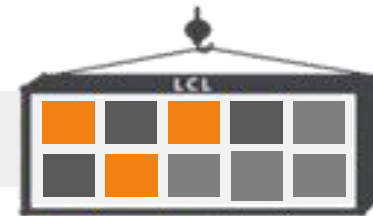


**Total Transport Systems Limited**  
**Investor Presentation**  
**H2 & FY20 update presentation**  
**September 2020**



## Disclaimer




Total Transport  
Systems Limited

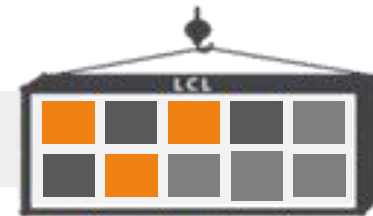
*This presentation has been prepared by Total Transport Systems Limited (the “Company”) solely for information purposes and does not constitute any offer, recommendation or invitation to purchase or subscribe for any securities, and shall not form the basis or be relied on in connection with any contract or binding commitment what so ever. No offering of securities of the Company will be made except by means of a statutory offering document containing detailed information about the Company.*

*This Presentation has been prepared by the Company based on information and data which the Company considers reliable, but the Company makes no representation or warranty, express or implied, whatsoever, and no reliance shall be placed on, the truth, accuracy, completeness, fairness and reasonableness of the contents of this Presentation. This Presentation may not be all inclusive and may not contain all of the information that you may consider material. Any liability in respect of the contents of, or any omission from, this Presentation is expressly excluded.*

*Certain matters discussed in this Presentation may contain statements regarding the Company’s market opportunity and business prospects that are individually and collectively forward-looking statements. Such forward-looking statements are not guarantees of future performance and are subject to known and unknown risks, uncertainties and assumptions that are difficult to predict. These risks and uncertainties include, but are not limited to, the performance of the Indian economy and of the economies of various international markets, the performance of the industry in India and world-wide, competition, the company’s ability to successfully implement its strategy, the Company’s future levels of growth and expansion, technological implementation, changes and advancements, changes in revenue, income or cash flows, the Company’s market preferences and its exposure to market risks, as well as other risks. The Company’s actual results, levels of activity, performance or achievements could differ materially and adversely from results expressed in or implied by this Presentation. The Company assumes no obligation to update any forward-looking information contained in this Presentation. Any forward-looking statements and projections made by third parties included in this Presentation are not adopted by the Company and the Company is not responsible for such third party statements and projections.*



# Table of Contents



01

**Executive Summary**

02


**Consolidated Half Yearly Financial Highlights**

03

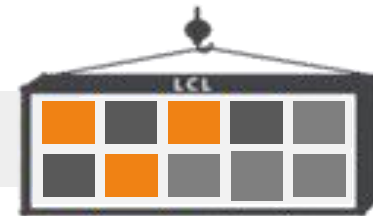
**Company Overview**

04

**Business Overview**



# Executive Summary



## Overview

- Incorporated in 1994, Total Transport Systems Ltd. is a reputed player in the Indian Logistics Industry
- The company is engaged in Cargo Consolidation and Deconsolidation for Less than Container Load (LCL), and Full Container Load (FCL), and Freight Forwarding for both exports and imports
- The company also represents the world’s 5th largest consolidators network named “iCargo Alliance” formed along with CP World Group and Fang Cheng International Transportation Services Co. Ltd. of China, whose network complements globally

## Business Segments

Cargo Consolidation

Freight Forwarding

Air Freight

Last mile delivery operations

## Marquee Clients

- **Domestic** - TATA Motors Ltd., Reliance Industries Ltd., Raymonds Group, IPCA Labs, Cadila Pharmaceuticals Ltd., Axis Electrical Components, etc.
- **International** - Dachser Intelligent Logistics, Hellman, Agility, DHL, Schenkers, etc.


## Consolidated Financials (FY20)

Revenue  
Rs. 241.16  
Crore


EBITDA  
Rs. 0.99 Crore  
EBITDA Margin  
0.41 %

RoCE  
8.70 %  
RoE  
7.01%

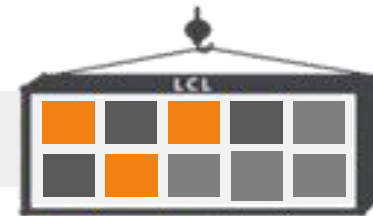




## Financial Performance - H2 & FY20



## Impact of COVID – 19




Total Transport  
Systems Limited

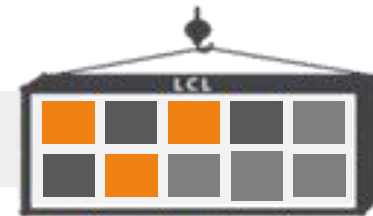
- COVID-19 pandemic has posed unprecedented challenges all over the world. All societies, industries and businesses are impacted, and Total' is no exception to it.
- Due to lock down and subsequent restrictions on movement, the entire logistics industry is facing financial distress.
- There will be a major impact of Covid on turnover and profitability. Closure of economic activity has led to disruptions in the supply chain.

- While almost all operating sites were under lockdown mode during the national lockdown phase, the units catering to essential commodities across Fast Moving Consumer Goods were operational. Accordingly, the Company continued to service these

- Company has ensured all the safety and sanitization measures across all our service locations and are following increased protocols to ensure all involved are safe and secure.
- The Company is gradually ramping up capacities across business verticals, on a daily basis.
- The Company has robust system in place and all its locations are well networked.
- Even during the lockdown with a combination of critical staff working from respective locations and all others working from home, all reporting systems worked seamlessly without any disruption.
- Company has taken appropriate measures to ensure requisite liquidity and there is no significant concern



## Highlights – H2FY20 Vs H2FY19



**Revenue**  
Rs 241.16 Crores

72.69%




**EBITDA**  
Rs. 0.99 crores

0.41%

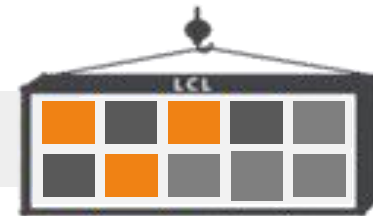


**EBIT**  
Rs 0.40 crores

0.16%



## Consolidated Income Statement -Half yearly




Particulars (Rs. Cr.)	H2 FY20	H2 FY19	Y-o-Y (%)	H1 FY20
Revenue from operations	241.16	139.65		158.41
Other income	0.00	0.00		0.00
<b>Total income</b>	<b>241.16</b>	<b>139.65</b>	<b>72.69%</b>	<b>158.41</b>
Employee Cost	11.99	11.15		10.17
Operating expenses	228.18	121.71		142.07
Total Expenditure	240.17	132.85		152.24
<b>EBITDA</b>	<b>0.99</b>	<b>6.79</b>	<b>(85.42%)</b>	<b>6.17</b>
<b>EBITDA Margin %</b>	<b>0.41%</b>	<b>4.87%</b>	<b>(446 bps)</b>	<b>3.90%</b>
Depreciation	0.61	0.71		0.60
Other Income	0.02	0.05		0.03
Finance Cost	1.17	0.94		0.96
Exceptional Item	0.00	0.00		0.00
Share of (profit)/loss from investment in associate	(0.08)	0.00		0.00
<b>Profit Before Tax</b>	<b>(0.85)</b>	<b>5.19</b>	<b>(116.46%)</b>	<b>4.63</b>
Tax	0.03	2.02		1.63
<b>Profit After Tax</b>	<b>(0.88)</b>	<b>3.17</b>	<b>(127.77%)</b>	<b>3.00</b>
<b>PAT Margin</b>	<b>(0.37%)</b>	<b>2.27%</b>		<b>1.89%</b>
<u>Total Comprehensive Income</u>				
Minority Interest	0.00	0.04		0.02
Other Comprehensive Income	(0.44)	0.41		0.00
<b>Net Profit</b>	<b>(1.32)</b>	<b>3.55</b>	<b>(137.30%)</b>	<b>2.98</b>
<b>Net Profit Margin</b>	<b>(0.55%)</b>	<b>2.54%</b>		<b>1.88%</b>
<b>EPS</b>	<b>(0.62)</b>	<b>3.89</b>	<b>(115.95%)</b>	<b>3.60</b>


### H2 FY20 vs H2 FY19-

- Income from Operations increased as Company undertook special FCL movement assignments resulting in higher billing and higher volumes despite Q4 being badly affected due to Covid 19 and Chinese new year
- EBITDA decrease due to combination of effect of Covid 19 in Q4 and increase in number of employees due to new business segment of Last Mile Delivery

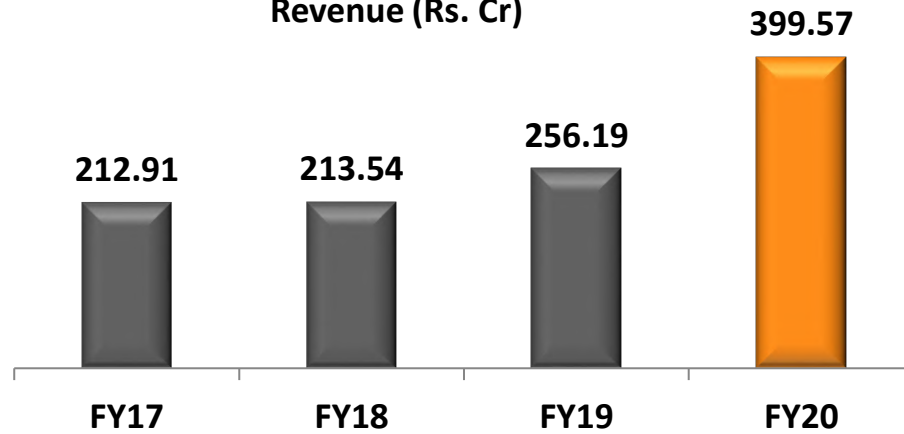




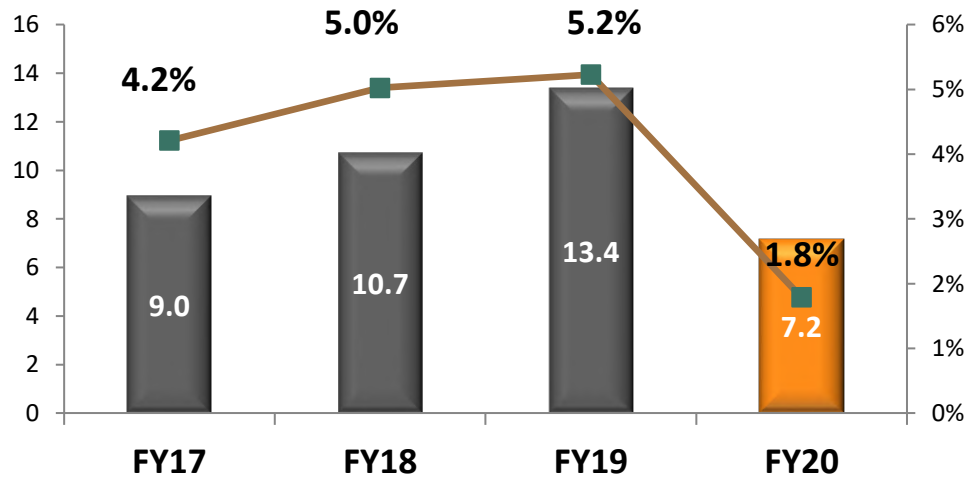
# Consolidated Annual Financial Highlights



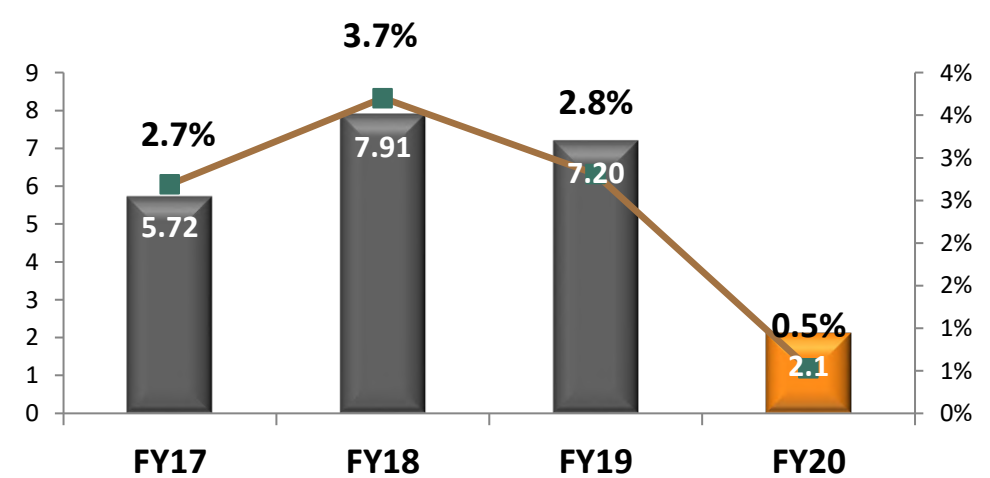
### Revenue (Rs. Cr)




### EBITDA (Rs. Cr) / Margin (%)

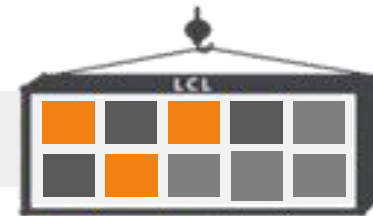


### PAT (Rs. Cr) / Margin (%)






# Consolidated Income Statement Annual



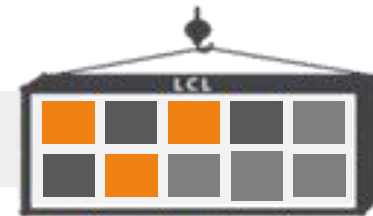
Particulars (Rs. Cr.)	FY20	FY19	Y-o-Y (%)
Revenue from operations	399.57	256.19	
Other income	0.00	0.00	
<b>Total income</b>	<b>399.57</b>	<b>256.19</b>	<b>55.96%</b>
Employee Cost	22.16	20.46	
Operating expenses	370.25	222.34	
Total Expenditure	392.41	242.80	
<b>EBITDA</b>	<b>7.16</b>	<b>13.40</b>	<b>(46.53%)</b>
<b>EBITDA Margin %</b>	<b>1.79%</b>	<b>5.23%</b>	<b>(344 bps)</b>
Depreciation	1.21	1.22	
Other Income	0.04	0.11	
Finance Cost	2.14	1.68	
Exceptional Item	0.00	0.00	
Share of (profit)/loss from investment in associate	(0.08)	0.00	
<b>Profit Before Tax</b>	<b>3.78</b>	<b>10.60</b>	<b>(64.37%)</b>
Tax	1.66	3.39	
<b>Profit After Tax</b>	<b>2.11</b>	<b>7.20</b>	<b>(70.64%)</b>
<b>PAT Margin</b>	<b>0.53%</b>	<b>2.81%</b>	<b>(228 bps)</b>
<u>Total Comprehensive Income</u>			
Minority Interest	0.02	0.02	
Other Comprehensive Income	(0.44)	0.41	
<b>Net Profit</b>	<b>1.65</b>	<b>7.59</b>	<b>(78.21%)</b>
<b>Net Profit Margin</b>	<b>0.41%</b>	<b>2.96%</b>	<b>(255 bps)</b>
<b>EPS</b>	<b>3.33</b>	<b>8.42</b>	<b>(60.49%)</b>

## FY20 vs FY19-

- Income from Operations increased as Company undertook special FCL movement assignment resulting in higher billing and higher volume
- PAT decrease due to combination of effect of Covid 19 in Q4, increase in number of employees due to new business segment of Last Mile Delivery and increase in CC limit leading to higher finance costs

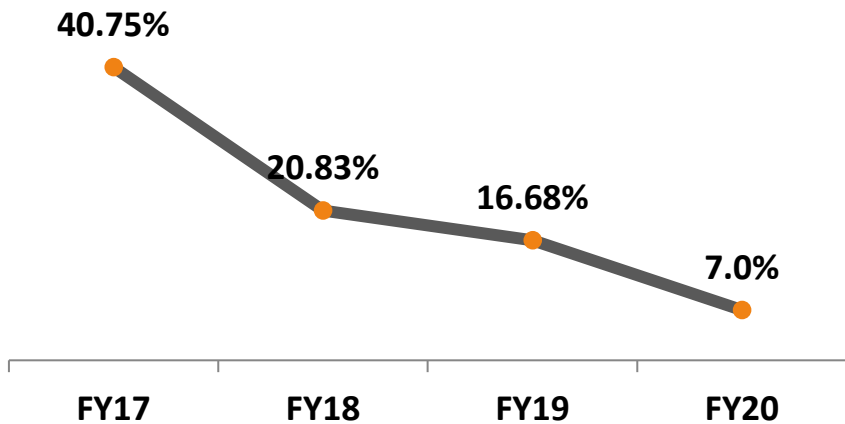


# Key Ratios

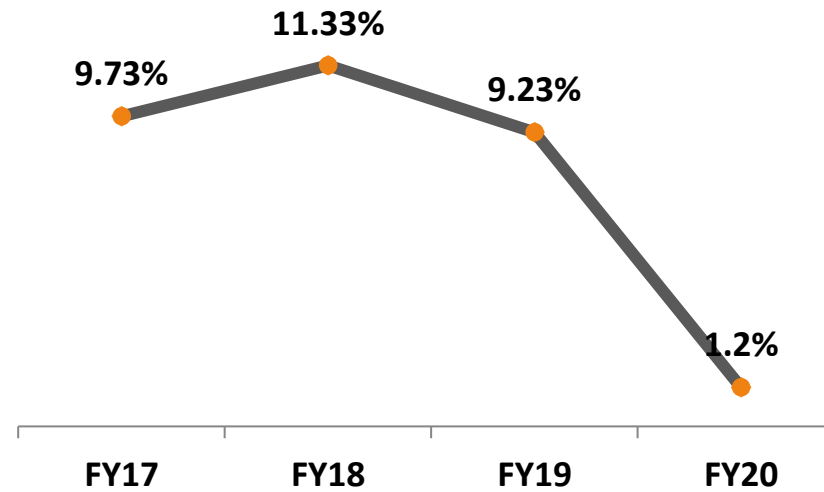


Total Transport Systems Limited

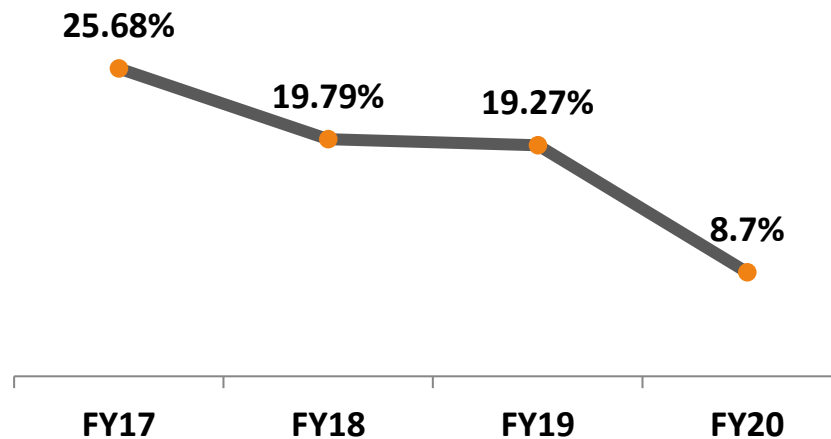
## RoE(%)




## RoA(%)

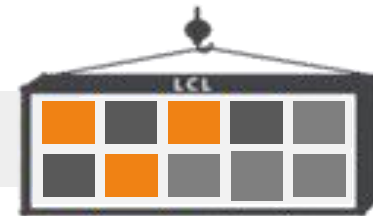


## RoCE(%)






## Consolidated Balance Sheet




Particulars (Rs. Cr)	As on 31st March 2019	As on 31st March 2020
<b>Equity</b>	<b>45.54</b>	<b>47.21</b>
Equity Share Capital	14.31	14.31
Other Equity	31.14	32.80
Minority Interest	0.09	0.11
<b>Non-current liabilities</b>	<b>3.36</b>	<b>3.71</b>
long term borrowing	0.71	0.34
Deferred tax liabilities	0.00	0.00
Other non current Liabilities	0.00	0.00
Provisions	2.66	3.37
<b>Current liabilities</b>	<b>33.40</b>	<b>82.22</b>
Short term Borrowings	17.55	21.53
<u>Trade Payables</u>	0.00	0.00
a. Micro and Small Enterprises	0.12	0.07
b. Other than Micro and small Enterprises	14.18	49.82
Other Financial Liabilities	0.00	0.00
Other Current Liabilities	1.43	4.61
Provisions	0.12	6.19
Current Tax Liabilities ( Net )	0.00	0.00
<b>Total Equities &amp; Liabilities</b>	<b>82.30</b>	<b>133.14</b>


Particulars (Rs. Cr)	As on 31st March 2019	As on 31st March 2020
<b>Non-current assets</b>	<b>12.57</b>	<b>12.03</b>
PPE	9.32	8.25
Intangible Assets	0.13	0.13
Investments in subsidiaries and associates	0.04	0.11
Non Current Investments	0.04	0.06
Deferred Tax Assets/ (Liability)	0.78	0.88
Long term Loans & Advances	0.74	1.83
Other Non-Current Assets	1.51	0.77
<b>Current Assets</b>	<b>69.73</b>	<b>121.11</b>
Trade Receivables	62.98	112.95
Cash & Cash Equivalents	2.84	0.38
Bank Balance other than Cash	0.09	0.27
Loans & Advances	0.85	0.50
Other Non Current Assets	2.96	7.01
<b>Total Assets</b>	<b>82.30</b>	<b>133.14</b>



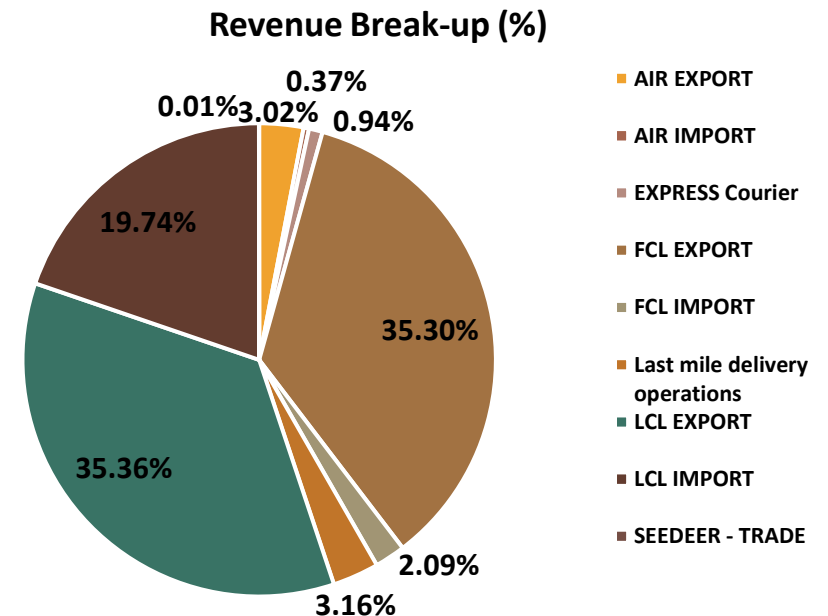
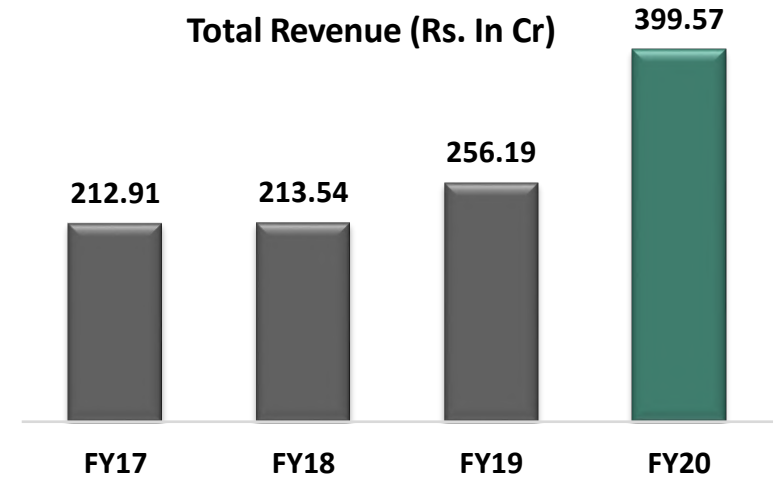
## Company Overview




# About The Company



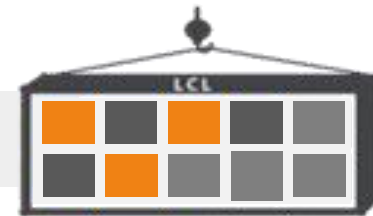
- TTSL offers end to end logistics with a focus on cargo consolidation for less than and full container loads, freight forwarding and air freight from India to worldwide destinations
- Has a sizeable market share in India’s LCL segment and has regular business relationships with various marquee clients.
- Employs over 400 approx. employees (including contractual) in India, which includes highly experienced key managers and staffs, catering to timely deliveries to any destination.
- Has Pan-India network of 13 offices covering all major ports and cargo hubs and has a reciprocal international network with an exclusive membership of CP World Global Network and iCargo alliance with access to over 89 countries across 1,100 locations with 166 offices globally.
- Has a Multi-Modal Transport operator’s license as well as a Federal maritime commission license for servicing the various needs of customer requirements.
- Member of , IATA , FIATA i.e. International Federation of Freight Forwarding Association, Bombay Overseas Freight Brokers Association, Federation of Freight Forwarder’s Associations in India, Consolidators Association of India and AMTOI



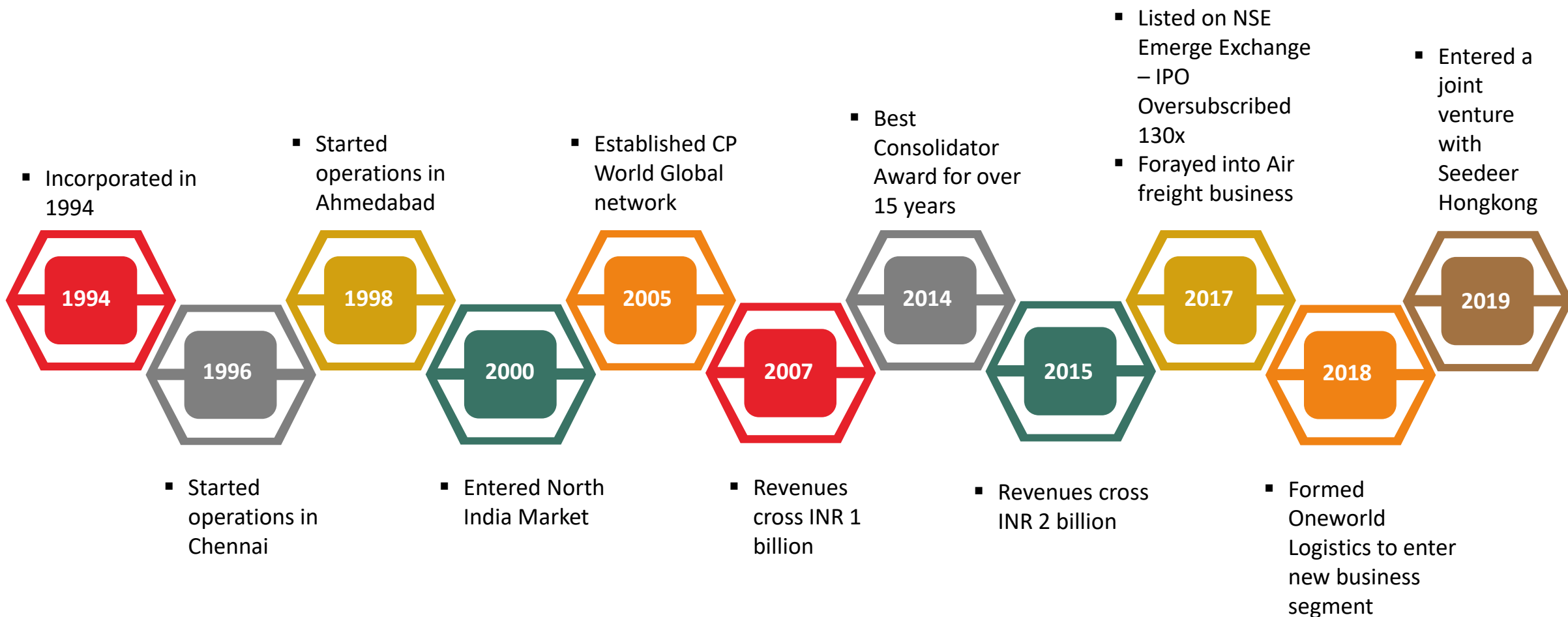





# Key Milestones

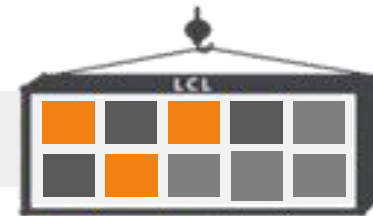


Total Transport Systems Limited





## Board of Directors



Total Transport  
Systems Limited



### Makarand P. Pradhan – Promoter and Managing Director

- ❑ Director of Company since 1994 and has vast experience in Freight Forwarding and Logistics Industry, stretching over thirty years
- ❑ Oversees Business Policies and overall management of Companies
- ❑ Also associated with various Overseas Organisations and is in best position to lead the Company
- ❑ President of Consolidators Association of India
- ❑ Chairman of CP World Group and I Cargo Alliance


### Sanjiv A. Potnis – Promoter and Director

- ❑ Started his career with Dolphin Chartering Services Pvt. Ltd.; Later he joined Forbes Gokak Ltd.
- ❑ Experience of over 25 years in field of Freight Forwarding & Offshore operations and exposure to shipping industry.
- ❑ Responsible for Sales & Marketing across India and globe for Company
- ❑ Actively takes part in key managerial decisions of the Company




### Shrikant D. Nibandhe – Promoter and CFO

- ❑ Diverse experience of thirty years in Logistics, Freight Forwarding and Management of Container Freight Stations (CFSs)
- ❑ Associated since 1998 and is actively involved in all discussions with International Associates
- ❑ Also oversees Finance, leads various other functions like Corporate Communication and Human Resources
- ❑ Treasurer of Consolidators Association of India since Inception in 2003



# Total Transport Systems- Key Differentiators



## Robust International Network

- Robust network of consolidator through CP world
- Over 1,100 agents network

## Strong Relationships with clients

- Trusted service provider with long term relationships with marquee clients and over 1,000 smaller clients
- Alliance of over 500 CHA's

## Functional Expertise

- Strong Employee Network – Over 400 employees (Including contractual) across 11 locations in India
- Robust IT System - Web-based, 24x7 real-time tracking and Standardized software

## Freight Consolidation is Cost effective


- Freight consolidation services for shipments are the cost effective way to transport low volume cargo.
- By grouping shipments with others to fill a standard container, the company avoids the cost of shipping an entire container on a single customer.

## Full responsibility of Shipment & Flexible Pricing


- The company takes the full responsibility to ship the product from the point of receipt to the point of destination.
- Flexible pricing - Pricing is based on nature of goods, location and type of services and facility given to the customers.

## Strategic Domestic Footprint

- Present in all major locations including Key hubs, ports




# Marquee Clients

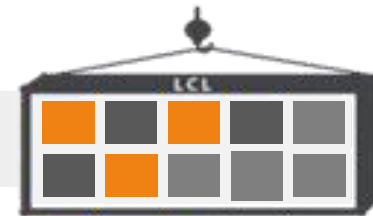


Total Transport Systems Limited






## Awards and Recognitions



Total Transport  
Systems Limited


Year	Award	Achievements
2018	India Mari-Time Awards	LCL Consolidator
2017	India Mari-Time Awards	LCL Consolidator
2016	Logistics Asia awards	LCL Consolidator
2016	South East Cargo and Logistics Award	LCL Consolidator Export Finalist
2016	South East Cargo and Logistics Award	LCL Consolidator Import Finalist
2015-16	Concor Awards	Best Consolidator LCL Import 2 <sup>nd</sup> position
2015-16	Concor Awards	Best Consolidator LCL Exports 1 <sup>st</sup> position
2015	South East Cargo and Logistics Award	Best LCL Consolidator 1 <sup>st</sup> position
2015	Gujarat Star Awards (Daily Shipping Times)	Best LCL Consolidator of year (Gujarat)
2014-15	Concor Awards (Exim)	Best Consolidator LCL Exports 1 <sup>st</sup> position
2014-15	Concor Awards (Exim)	Direct LCL Console 1 <sup>st</sup> position
2014	Gujarat Star Awards (Daily Shipping Times)	Best LCL Consolidator of year(Gujarat)
2013-14	Concor Awards (Daily Shipping Times)	Direct LCL Console 3 <sup>rd</sup> position
2013-14	Concor Awards (Daily Shipping Times)	Best Consolidator LCL Import 2 <sup>nd</sup> position
2013-14	Concor Awards (Daily Shipping Times)	Best Consolidator LCL Exports 1 <sup>st</sup> position
2012-13	Concor Awards (Exim)	Best Consolidator LCL Imports 1 <sup>st</sup> position
2012-13	Concor Awards (Exim)	Best Consolidator LCL Exports 1 <sup>st</sup> position
2012	South East Cargo and Logistics Award	Best LCL Consolidator 1 <sup>st</sup> position
2012	Gujarat Star Awards (Daily Shipping Times)	Best LCL Consolidator of Year (Gujarat)
2011-12	Concor Awards (Daily Shipping Times)	Best LCL Consolidator 1 <sup>st</sup> position
2010-11	Concor Awards (Daily Shipping Times)	Best LCL Consolidator 1 <sup>st</sup> position
2009-10	Concor India- South Region Award	LCL Consolidator 2 <sup>nd</sup> Position
2009-10	Concor Awards (EXIM)	Best LCL Consolidator 1 <sup>st</sup> position



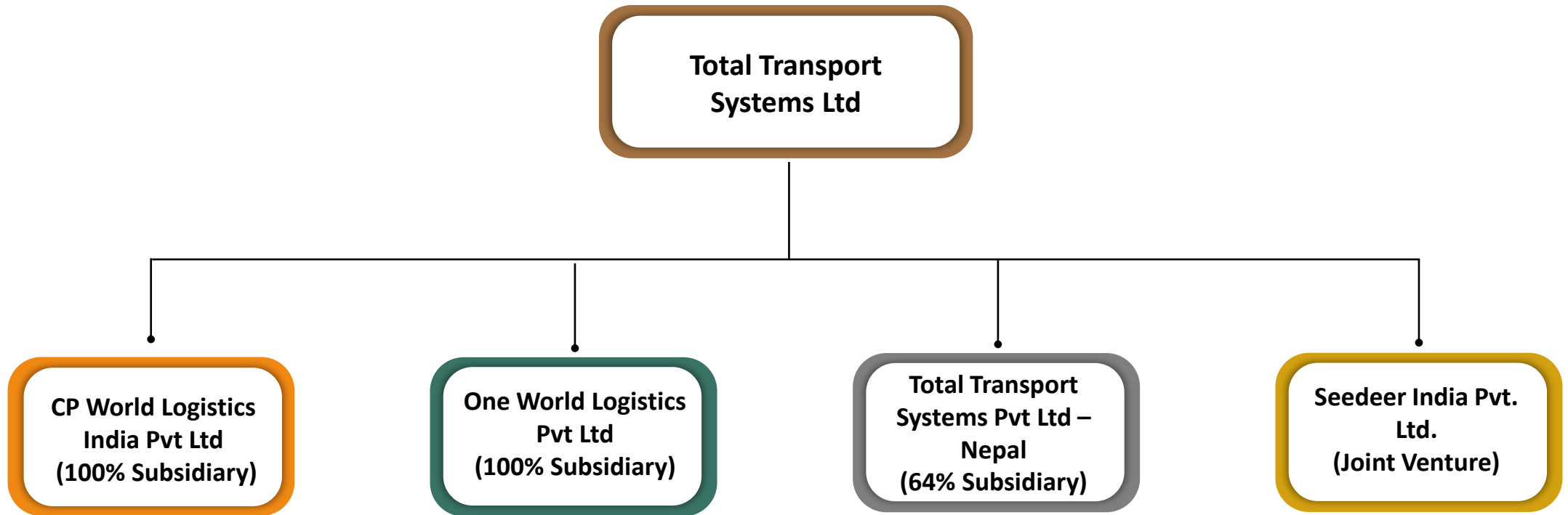




## Business Overview






# Group Structure





# Business Verticals



## Consolidation

## Freight Forwarding


## Air Freight

Imports 39.55%	Exports 60.45%	350112 TEUs
-------------------	-------------------	----------------


Import 14.77%	Exports 85.23%	20377 TEUs
------------------	-------------------	---------------

1082 Tons
--------------

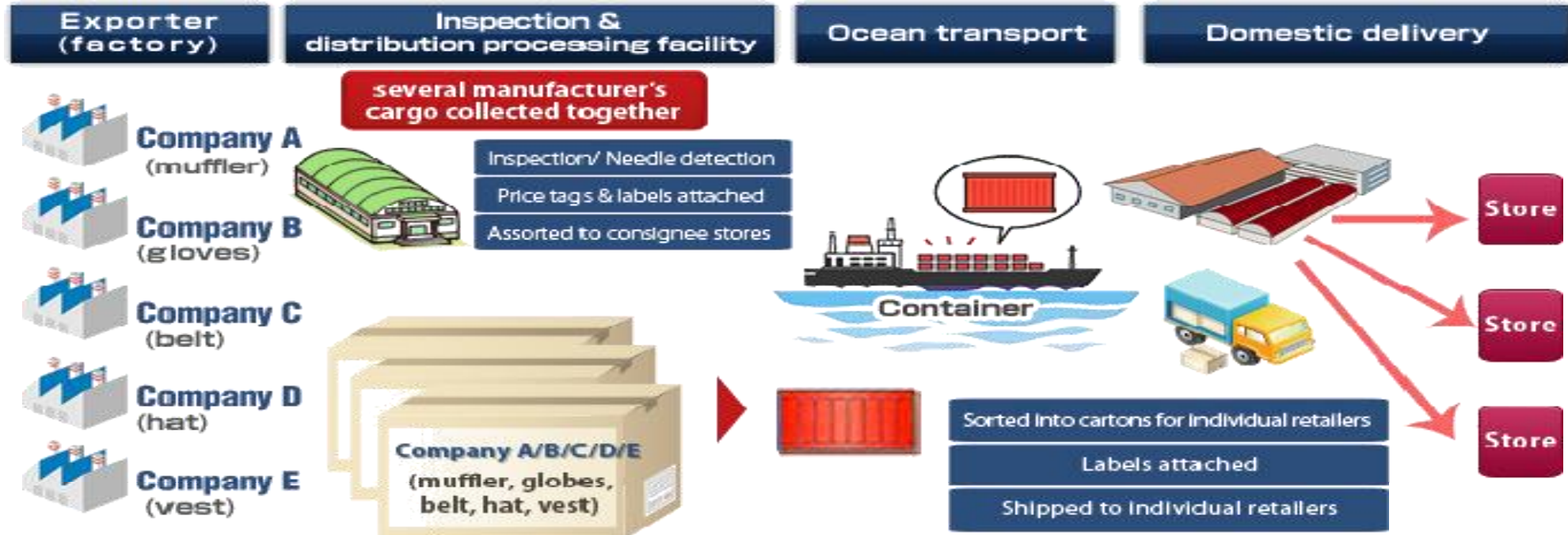





# Consolidation




- Cargo Consolidation for less than container loads (LCL) is one of the core business activities of the company since inception, and the company garners a good market share in India
- The company consolidates shipments for more than 1,100 destinations worldwide through its network across 89 countries
- It has tie-ups with leading shipping lines like CMA–CGM, Maersk, MSC, ONE, Hapag Lloyd, Hyundai & Cosco
- Strong geographies are CIS countries, Africa & Afghanistan






## Freight Forwarding




- The company is leveraging its LCL leadership to achieve a significant presence in the Full Container Load (FCL) business as well
- Coordinates with various Shipping Lines, CFS agents and Vendors to provide effective and efficient logistic solutions to its end customers
- Strong buying capacity and controlled business enables them to obtain better rates from carriers
- The company also has a good knowledge and experience of moving cargos in inland Africa








## Air Freight

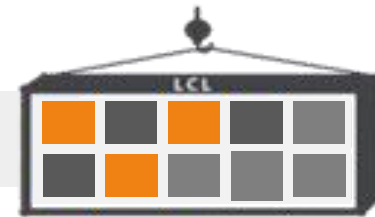


- TTSL is an international air freight forwarding company providing professional and reliable international air freight import and export services across the globe.
- It has centralized pricing and co-ordination desk in Mumbai for pan India operations.
- It has strong partners worldwide to provide the best possible solutions to its clients like DDP, DDU and Ex-Works as members of freight forwarding networks.
- Specialized team to handle any type of DGR cargo.
- Professional Airfreight handling team with over 15 years of experience.
- Focused to provide shortest turn around time to get shipments confirmed.
- International Air Transportation Association (IATA) Accredited.
- Activity started in July 17, currently averaging 75 tons per month





# CP World Global Network & iCargo Alliance



Greater trust, reliability & exclusivity


Global reach through one-to-one relationships

Contender for top position

- Led formation of exclusive networks (Mr Pradhan is Chairman of both networks)
  - CP World Global Network: Formed with Ken Chiang of Singapore in 2005
  - iCargo Alliance: Formed in 2011 along with CP World Group and Fang Cheng (China)

- 180+ agents connecting 1,100 locations in 89 countries globally that include both key trading partners of India such as Gulf states as well as rapidly growing EXIM hubs such as S.E. Asia, S. America

- Rapid growth in volumes and revenues with increased access to geographies and cargo
- Increased profitability on account of longer routes such as US, Canada, Europe are plied



- Strong global network
- Staff of 1,250 personnel
- Singapore, Hong Kong, Busan and Jebel Ali - Main trans-shipment hubs
- Access to exclusive cargo from/to S.E. Asia, Australia, Gulf states, Europe, Americas



- Registered in Hong Kong
- Promoted by CP World Group and Eurasia Group
- Exclusive cargo alliance across 89 countries with 166 offices




**Mr. Makarand Pradhan**  
**Group Chairman**  
**CP World**




**Mr. Ken Chiang**  
**Group CEO**  
**CP World**



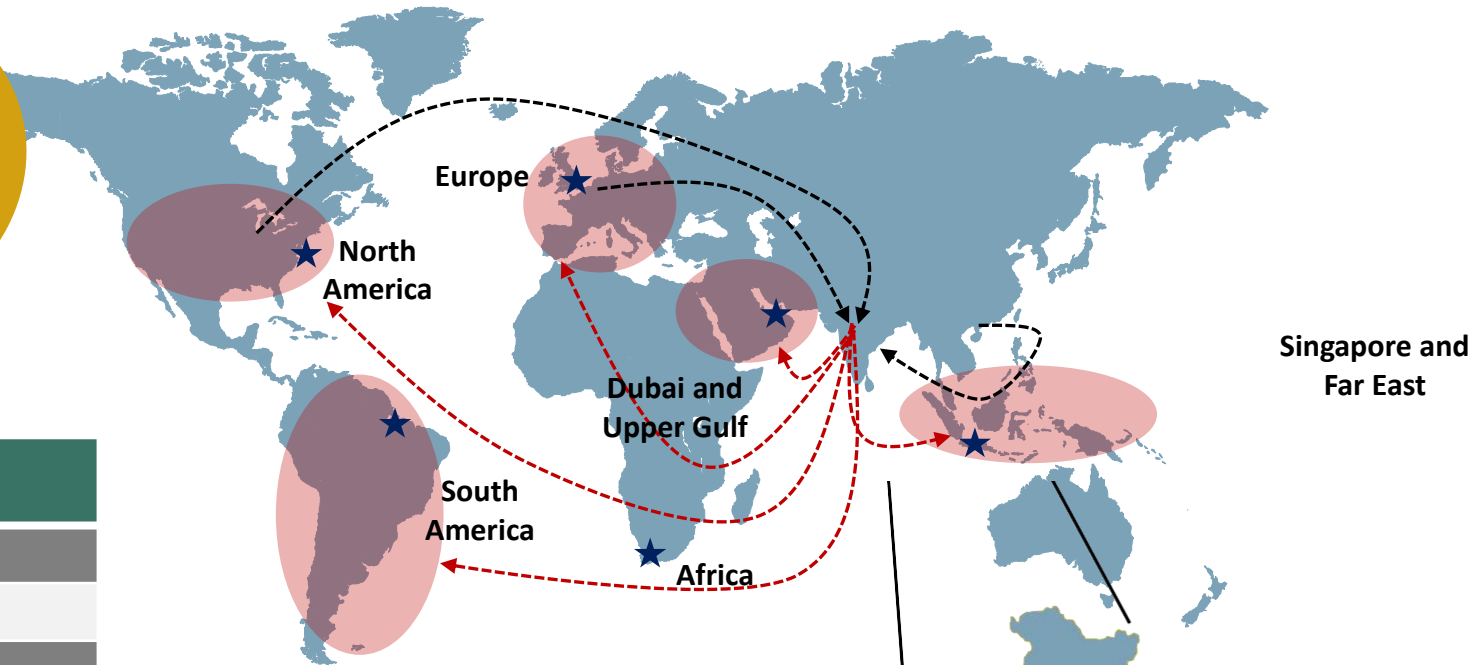


# TTS in association with CP / I cargo Network



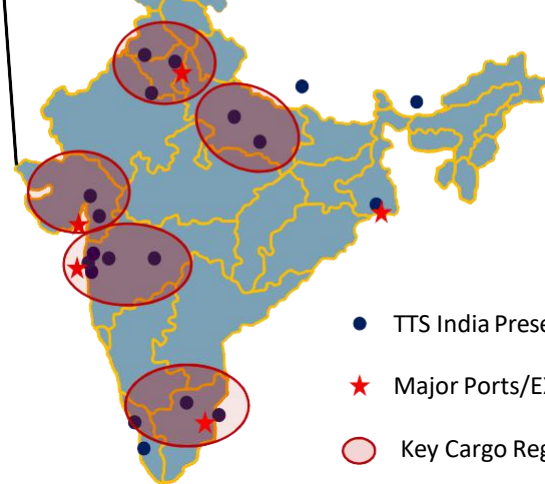
N. America, S. America routes give higher margin per TEU

CP World Contribution	
Asia	36%
Oceania	8%
Europe	20%
Africa	2%
America	12%
South America	10%
Middle East	12%




← Export  
→ Import


- Traditionally major routes: Dubai & Upper Gulf, Singapore & Far East
- Increasingly plying longer routes: North America, South America, Europe
- South Africa and other African countries also getting more traffic



● TTS India Presence  
★ Major Ports/EXIM hubs  
○ Key Cargo Regions



# One World Logistics Pvt Ltd



## New Business Segment entered

- Started Last Mile business in the first six months itself tied with prominent E-Commerce platforms like Amazon, Flipkart, FedEx & SpiceJet since October 2018

## “Abhilaya”

- Operated under the brand “Abhilaya”
- India’s fast growing on-demand last-mile delivery solution provider offering tech-enabled delivery solutions for E-commerce, Restaurants, FMCG, Pharma and online & offline retailers


8m+ Shipments

1000+ Trained Delivery Agents


800+ Vehicles

400+ Pin Codes





# One World Logistics Pvt Ltd- Products offered



## Same day Delivery – SDD

**Scope :** Prime ecommerce delivery with in ty municipal limits from single pick up point. Weight limit 2kg.

**Pin code Delivery and Reverse pick up - LMA**

**Scope :** deliveries with in 3 kms to and from origin pick up point, food delivery. Weight limit 2kg.



## 1. Building delivery stations in Tier II cities – RLMA

**Scope :** Prime ecommerce delivery and reverse pick up with in the taluka limits from single pick up point . Weight limit 2kg.

## 2. E-commerce reference Centres


**Scope :** Creating awareness with local marketing and catalogue promotions at taluka level for online companies




## B 2 B Distribution

**Scope :** Deliveries within same GST state - LTL , FTL





# One World Logistics Pvt Ltd- Business Model



Shipments Picked from stations for final Delivery

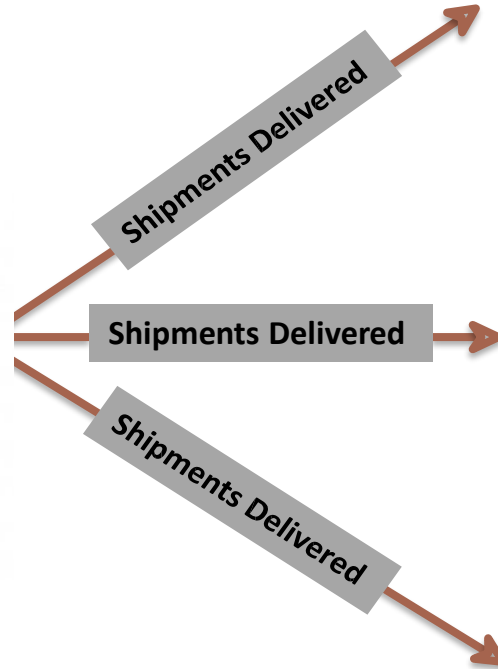
DSP / EDSP


### Station (SP):

SP's are the station owned by company at place where shipments from ecommerce players are received for last mile delivery. Currently we operate through 70 SPs.

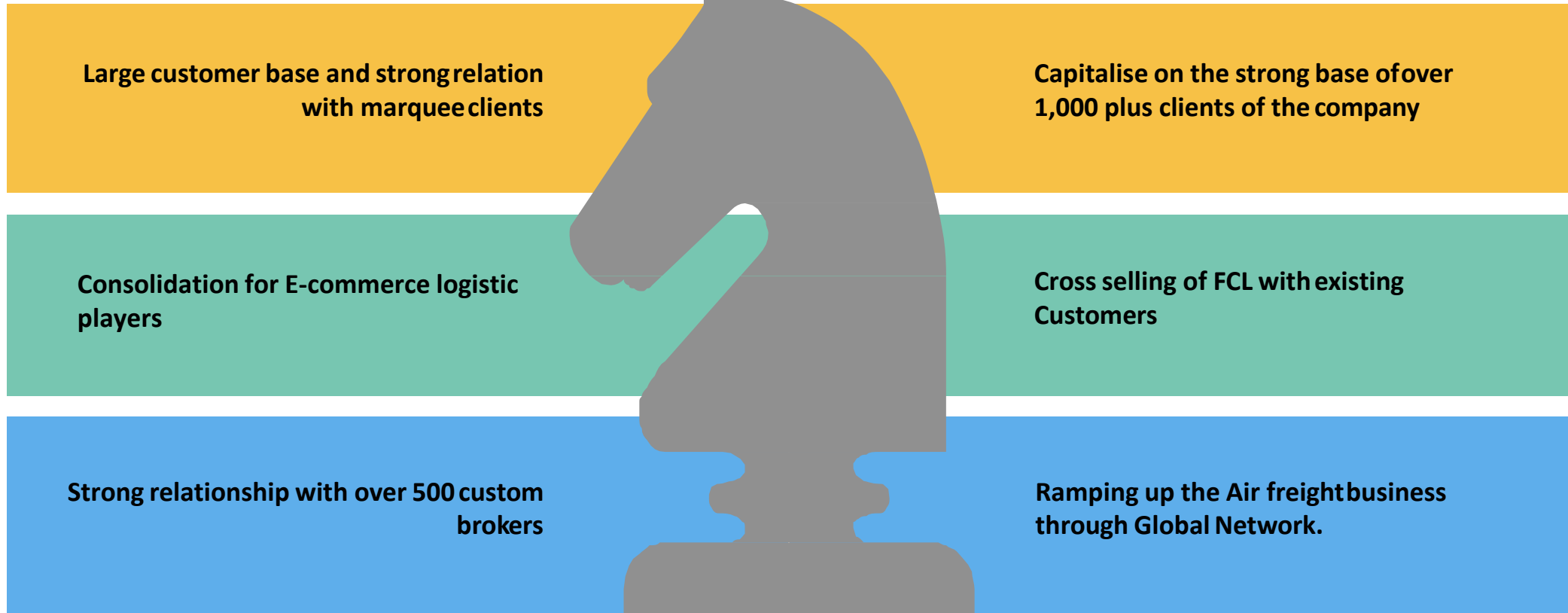
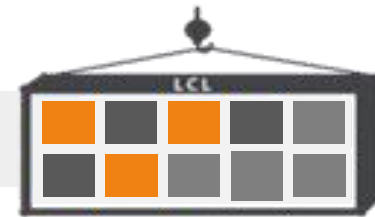
### Station Less Station Partners (SLSP):


These are stations owned as Captive arms by E-commerce players and company picks the shipments from there warehouses for final deliveries. Currently we operate through 100 SLSPs.



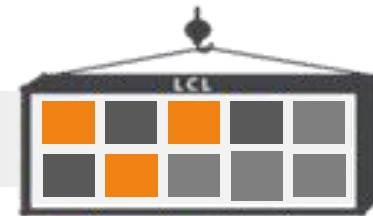


# Future Strategy





Thank You



For further information, please contact:

**Company :**

**Total Transport Systems Limited**

Mr. Bhavik Trivedi

**Company Secretary**

[bhavik.trivedi@mum.ttspl.in](mailto:bhavik.trivedi@mum.ttspl.in)

[www.ttspl.in](http://www.ttspl.in)

**Investor Relations Advisors :**

**Bridge Investor Relations Pvt. Ltd.**

Ms. Savli Mangle

[savli@bridge-ir.com](mailto:savli@bridge-ir.com)

Ms. Anviksha Konnure

[anviksha@bridge-ir.com](mailto:anviksha@bridge-ir.com)

[www.bridge-ir.com](http://www.bridge-ir.com)