



**Total Transport Systems Limited**

Member of the C. P. World Group

7th Floor, T Square, Opp Chandivali Petrol Pump,  
Saki-Vihar Road, Saki Naka, Andheri (E),  
Mumbai 400 072. Maharashtra, INDIA.

Tel. : +91 22 66441500 ● Fax : +91 22 66441585

Email : info@ttspl.in ● www.ttspl.in

CIN : L63090MH1995PLC091063

7<sup>th</sup> November, 2017

To,  
The Manager  
Listing Compliance Department  
National Stock Exchange of India Limited  
Exchange Plaza  
Bandra Kurla complex, Bandra (East)  
Mumbai- 400051

SYMBOL: TOTAL

**Sub: Intimation for Investor presentation under Regulation 30 of Securities and Exchange Board of India (Listing Obligations and Disclosure Requirements) Regulations, 2015**

Respected Sir/Madam,

Pursuant to Regulation 30 of the SEBI (Listing Obligations and Disclosure Requirements) Regulations, 2015 please find attached herewith the investor presentation of the Company for the unaudited financial results for the half year ended on 30<sup>th</sup> September 2017.

This is for your information and record.

Thanking you,

Yours faithfully,

For Total Transport Systems Limited

*B.S. Trivedi*  
Bhavik Trivedi


Company Secretary & Compliance Officer



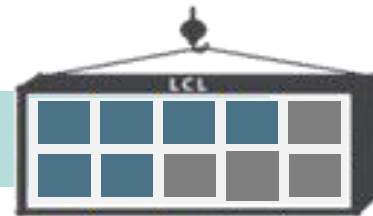
# Total Transport Systems Limited



**Investor Presentation  
November 2017**



## Disclaimer



**Total Transport  
Systems Limited**

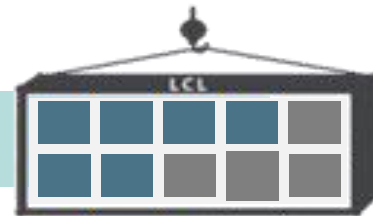
This presentation has been prepared by Total Transport Systems Limited (the “Company”) solely for information purposes and does not constitute any offer, recommendation or invitation to purchase or subscribe for any securities, and shall not form the basis or be relied on in connection with any contract or binding commitment what so ever. No offering of securities of the Company will be made except by means of a statutory offering document containing detailed information about the Company.

This Presentation has been prepared by the Company based on information and data which the Company considers reliable, but the Company makes no representation or warranty, express or implied, whatsoever, and no reliance shall be placed on, the truth, accuracy, completeness, fairness and reasonableness of the contents of this Presentation. This Presentation may not be all inclusive and may not contain all of the information that you may consider material. Any liability in respect of the contents of, or any omission from, this Presentation is expressly excluded.

Certain matters discussed in this Presentation may contain statements regarding the Company’s market opportunity and business prospects that are individually and collectively forward-looking statements. Such forward-looking statements are not guarantees of future performance and are subject to known and unknown risks, uncertainties and assumptions that are difficult to predict. These risks and uncertainties include, but are not limited to, the performance of the Indian economy and of the economies of various international markets, the performance of the industry in India and world-wide, competition, the company’s ability to successfully implement its strategy, the Company’s future levels of growth and expansion, technological implementation, changes and advancements, changes in revenue, income or cash flows, the Company’s market preferences and its exposure to market risks, as well as other risks. The Company’s actual results, levels of activity, performance or achievements could differ materially and adversely from results expressed in or implied by this Presentation. The Company assumes no obligation to update any forward-looking information contained in this Presentation. Any forward-looking statements and projections made by third parties included in this Presentation are not adopted by the Company and the Company is not responsible for such third party statements and projections.



# Table of Contents



**Total Transport  
Systems Limited**

**01 Company Overview**

**02 Business Overview**

**03 Consolidated Half Yearly Financial Highlights**

**04 Consolidated Annual Financial Highlights**


**05 Way Ahead**



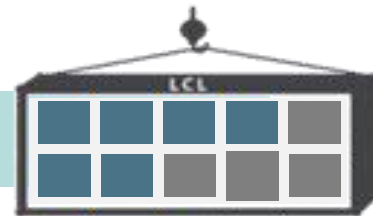


01

## Company Overview



# About The Company



**Total Transport Systems Limited**

- **Incorporated in 1994** – reputed name in Indian Logistics Industry, located in Mumbai - Engaged in **LCL, FCL, Freight Forwarding, Deconsolidation** business for both exports and imports

- First Company to be listed on **NSE Emerge exchange** which has huge “**LCL**” revenue play


- **Pan-India presence with 11 own offices** and 7 associate offices
- CP World network provides access to **39 countries in 81 global locations**

- **Employs 401 ( including contractual)** employees in India alone. Highly experienced Key managers and staff managing timely delivery at any destination

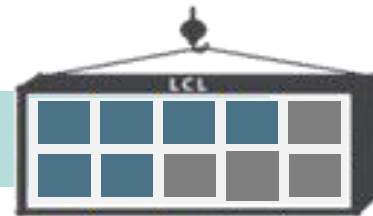
- Sizeable market share in India’s LCL segment and **among leading players in cargo consolidation**

- Represent **world’s 5th largest consolidators** network named “**I Cargo Alliance**”, with **89 countries with 166 offices**





# Key Milestones



**Total Transport Systems Limited**

## Rapid Customer Acquisitions

### Growing International Network

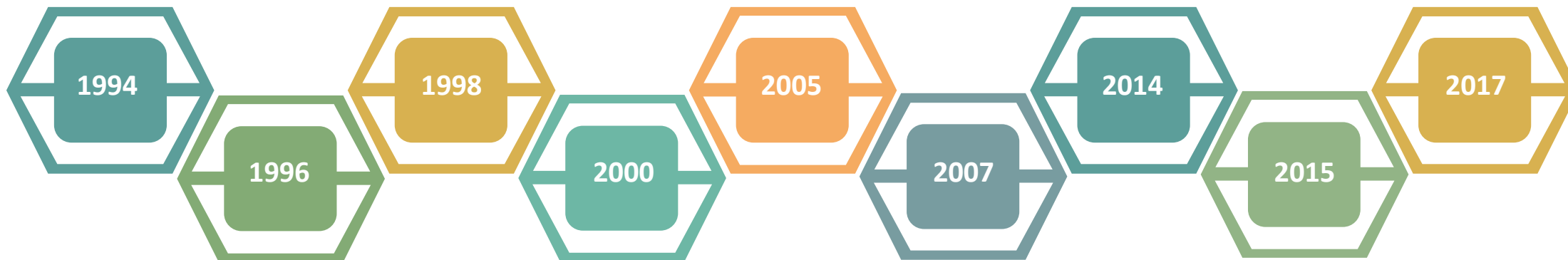
- Incorporated in 1994

- Started Ahmedabad operation

- Established CP World Global network

- Best Consolidator Awards for over 15 years

- Listed on NSE Emerge Exchange – IPO Oversubscribed 130x
- Ventured in new service – Air freight



- Started Chennai operation

- Entered North India Market

- Revenues cross INR 1 billion

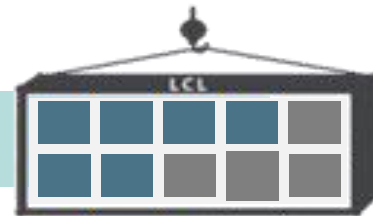
- Revenues cross INR 2 billion

### Domestic Footprint

### Rapid Growth in Scale



## Experienced Management Team



**Total Transport  
Systems Limited**



### **Makarand P . Pradhan**

*Promoter and Managing Director*

- Director of Company since 1994 and has vast experience in Freight Forwarding and Logistics Industry, stretching over thirty years
- Overseas Business Policies and overall management of Companies
- Also associated with various Overseas Organisations and is in best position to lead Company
- President of Consolidators Association of India
- Chairman of CP World Group and I Cargo Alliance

### **Sanjiv A. Potnis**

*Promoter and Executive Director*

- Started his career with Dolphin Chartering Services Pvt. Ltd. ; Later he joined Forbes Gokak Ltd.
- Experience of over 25 years in field of Freight Forwarding & Offshore operations and exposure to shipping industry. Serving as President of Bombay Freight Brokers Association
- Responsible for Sales & Marketing across India and globe for Company
- Actively takes part in key managerial decisions in Company




### **Shrikant D. Nibandhe**


*Promoter, Executive Director & CFO*

- Diverse experience of thirty years in Logistics, Freight Forwarding and Management of Container Freight Stations (CFSS)
- Associated with since 1998 and actively involved in all discussions with International Associates
- Also oversees Finance, leads various other functions like Corporate Communication and Human Resources
- Treasurer of Consolidators Association of India since Inception in 2003





## Experienced Management Team



**Total Transport  
Systems Limited**



### **Nitin Phadke**

*Vice President - Finance*

- Strong experience of 27 years in Accounting and Finance, out of which 21 years is in Freight forwarding industry
- Actively involved in setting up of process and system in each of the company
- Worked with Leading freight forwarders



### **Mr. Kaushal Buch**

*General Manager – Sea Freight*

- More than 20 years of experience in Freight forwarding and cargo consolidation field
- Responsible for business development both in India and overseas
- Working with Total Transport Systems Ltd for equal number of years and heading Sea Freight , India

### **Kanchan Kulkarni**

*General Manager – Air Freight*

- Rich experience of over 32 years in Freight forwarding industry
- Strong expertise is in Air Freight business for over 26 years
- Responsible for business Development and actively involved in developing overseas partners and network for the Airfreight business




### **Vijay Veragiwala**


*Regional manager*

- Vast experience of over 38 years Shipping, forwarding and consolidation activity
- He is with Total Transport Systems Limited since 2003 and key member of a team
- Regional manager for Eastern India, Nepal and Bhutan and responsible for Pune market






# Group Structure



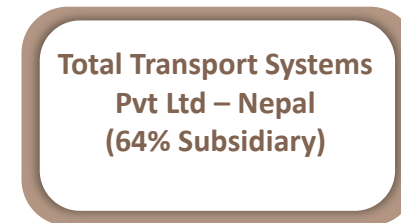
**Total Transport Systems Limited**




- Engaged in providing one window logistics solutions



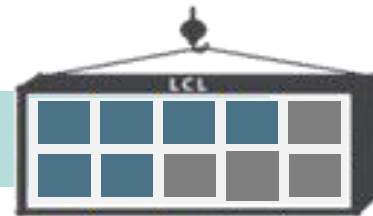
- One World - international NVOCC company, specialising in provision of less-than-container load ( LCL ) cargo service solution across world. Its extensive experience begins in Asia and now extend into Europe and America



- Engaged in providing one window logistics solutions in Nepal



## Awards and Recognitions



**Total Transport  
Systems Limited**


Year	Award	Achievements
2009-10	Concor Awards (EXIM)	Best LCL Consolidator 1 <sup>st</sup> position
2009-10	Concor India- South Region Award	LCL Consolidator 2 <sup>nd</sup> Position
2010-11	Concor Awards (Daily Shipping Times)	Best LCL Consolidator 1 <sup>st</sup> position
2011-12	Concor Awards (Daily Shipping Times)	Best LCL Consolidator 1 <sup>st</sup> position
2012	Gujarat Star Awards (Daily Shipping Times)	Best LCL Consolidator of Year (Gujarat)
2012	South East Cargo and Logistics Award	Best LCL Consolidator 1 <sup>st</sup> position
2012-13	Concor Awards (Exim)	Best Consolidator LCL Exports 1 <sup>st</sup> position
2012-13	Concor Awards (Exim)	Best Consolidator LCL Imports 1 <sup>st</sup> position
2013-14	Concor Awards (Daily Shipping Times)	Best Consolidator LCL Exports 1 <sup>st</sup> position
2013-14	Concor Awards (Daily Shipping Times)	Best Consolidator LCL Import 2 <sup>nd</sup> position
2013-14	Concor Awards (Daily Shipping Times)	Direct LCL Console 3 <sup>rd</sup> position
2014	Gujarat Star Awards (Daily Shipping Times)	Best LCL Consolidator of year(Gujarat)
2014-15	Concor Awards (Exim)	Direct LCL Console 1 <sup>st</sup> position
2014-15	Concor Awards (Exim)	Best Consolidator LCL Import 2 <sup>nd</sup> position
2014-15	Concor Awards (Exim)	Best Consolidator LCL Exports 1 <sup>st</sup> position
2015	Gujarat Star Awards (Daily Shipping Times)	Best LCL Consolidator of year (Gujarat)
2015	South East Cargo and Logistics Award	Best LCL Consolidator 1 <sup>st</sup> position
2015-16	Concor Awards	Best Consolidator LCL Exports 1 <sup>st</sup> position
2015-16	Concor Awards	Best Consolidator LCL Import 2 <sup>nd</sup> position
2016	South East Cargo and Logistics Award	LCL Consolidator Import Finalist
2016	South East Cargo and Logistics Award	LCL Consolidator Export Finalist
2016	Logistics Asia awards	LCL Consolidator
2017	India Mari-Time Awards	LCL Consolidator




02

## Business Overview





# Business Offerings



**Total Transport Systems Limited**



**Total Transport Systems Limited**

**Cargo Consolidation (LCL) 70%\***

**Freight Forwarding (FCL & Projects) 25%\***

**Air Freight 5%\***


**Imports 40%\***

**Exports 60%\***


**Started operations in Aug'17**

\*Volume in TEU's



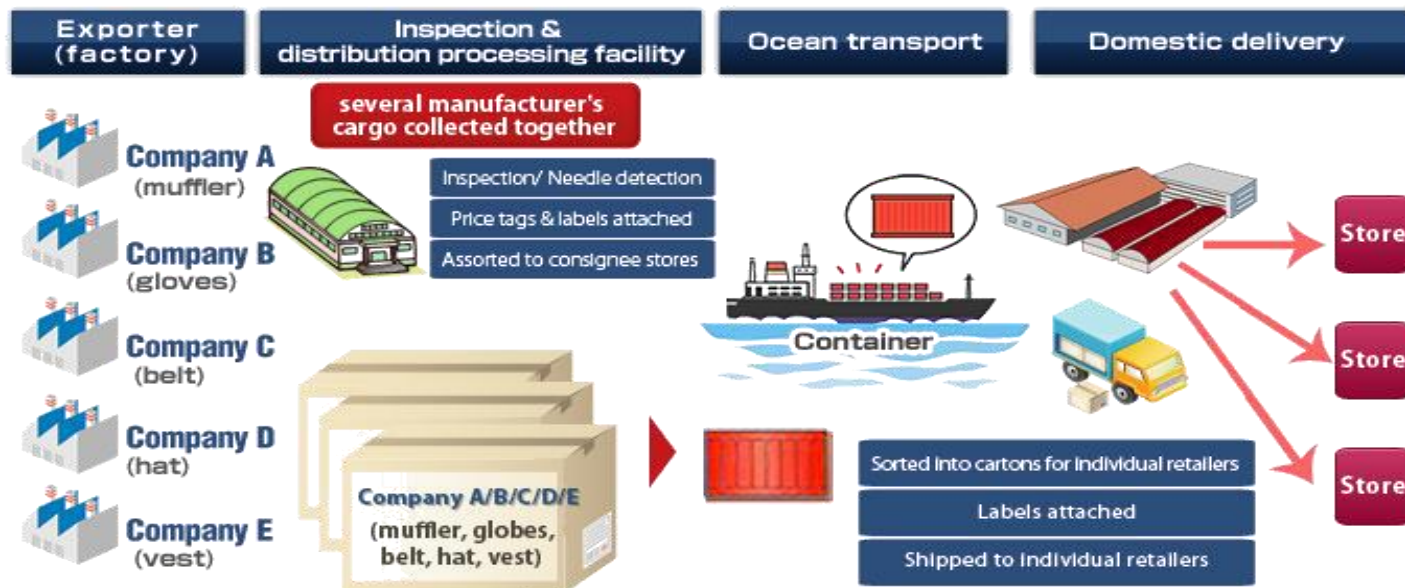


# Services Offered – Cargo Consolidation




**Total Transport Systems Limited**

- **Core business activity** since inception
- Consolidates shipments for more than **1,100 destinations worldwide**
- **Market leader** with sizeable market share across all major locations in India
- Over **10% market share** at major locations in India
- Contributes **60-65% of total turnover** as on March 31, 2017
- Strong Global Presence – Network across **89 countries with 166 offices**
- **TTSL/CP World** receives Less-than-Container-Load (LCL) cargo from various freight-forwarders
- Tie-ups with leading shipping lines **Maersk, MSC, NYK, Hapag Lloyd, Hyundai, CMA –CGM, Cosco**




Cargo Consolidation

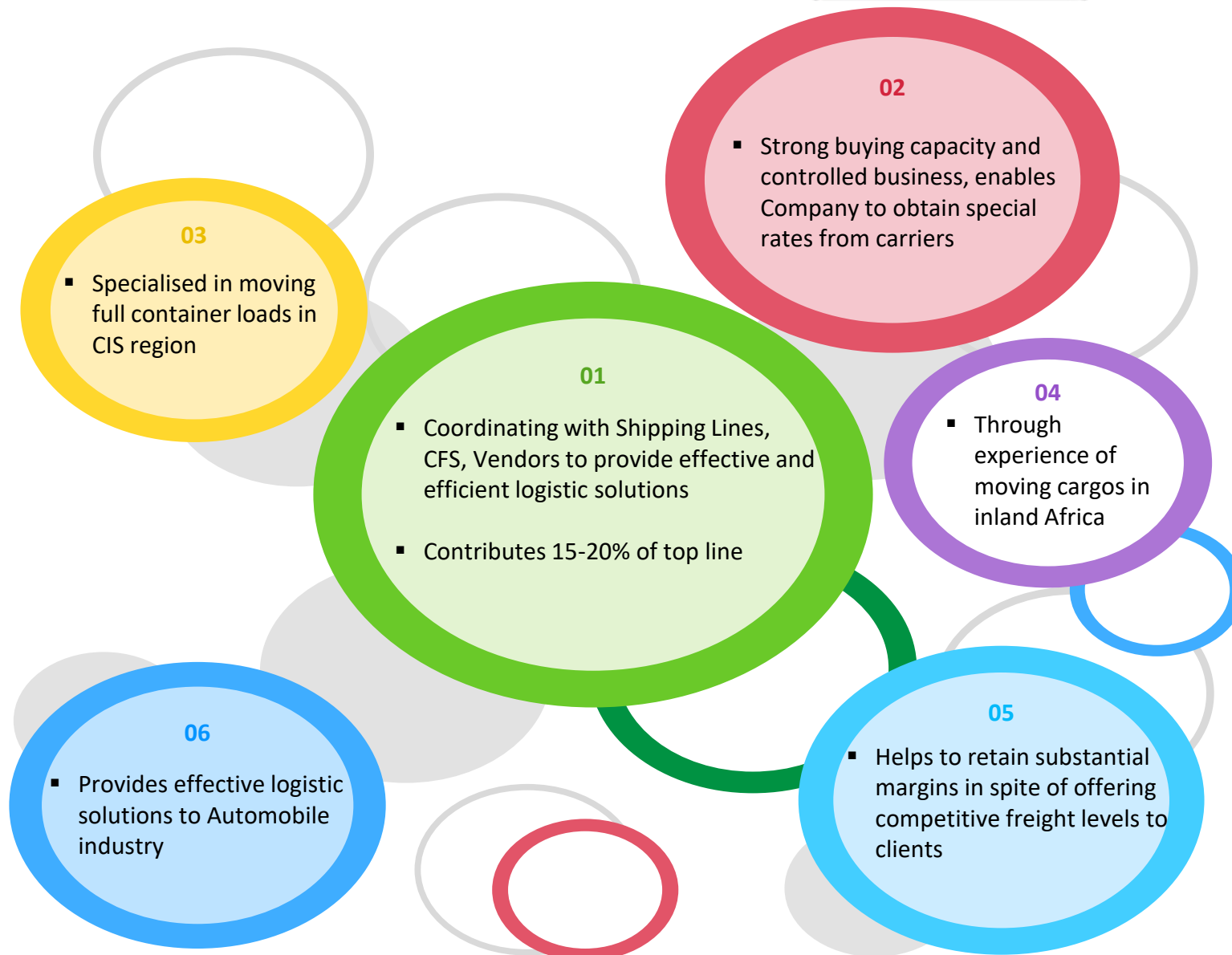





## Services Offered – Freight Forwarding




**Total Transport  
Systems Limited**





## Services Offered – Air Freight



**Total Transport  
Systems Limited**




- Proficient Airfreight handling team with over 15 years rich experience
- Specialized team to handle any type of DGR cargo
- Strong network partners worldwide to provide best possible solutions to clients
- Strong ability to handle any imports or exports to/from any International airport across globe




- IATA Accredited
- Strong partners worldwide to handle DDP, DDU and Ex-Works as members of freight forwarding networks
- Centralized pricing and co-ordination desk in Mumbai for pan India operations
- Focus to provide shortest turn around time to get shipments confirmed





# Key Strengths



**Total Transport Systems Limited**

## Expertise in business

- More than 20 years of expertise in logistics industry in dealing with global clients
- High Entry barrier for new entrants

## Strong Client Relationships

- Long term relationships with marquee clients; Over 1,000 smaller clients
- Alliance of over 500 CHA's

## Robust International Network

- Robust network of consolidator through CP world
- Over 1,100 agents network


## Functional Expertise

- **Strong Employee Network** – Over 400 employees(Including contractual) across 11 locations in India
- **Robust IT System** - Web-based, 24x7 real-time tracking and Standardized software

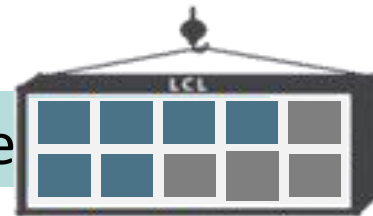
## Strategic Domestic Footprint

- Present in all major locations including Key hubs, ports





# CP World Global Network – An Advantage



Total Transport Systems Limited

N. America, S. America routes give higher margin per TEU




← Export  
→ Import


CP World Contribution	
Asia	36%
Oceania	8%
Europe	20%
Africa	2%
America	12%
South America	10%
Middle East	12%

- Traditionally major routes: Dubai & Upper Gulf, Singapore & Far East
- Increasingly plying longer routes: North America, South America, Europe
- South Africa and other African countries also getting more traffic





# Reciprocal Relationship



**Total Transport Systems Limited**

Membership to exclusive networks



Strong Agent Network



Greater market power

Greater trust, reliability & exclusivity

Global reach through one-to-one relationships

Contender for top position

Led formation of exclusive networks (Mr Pradhan is Chairman of both networks):

- CP World Global Network: Formed with Ken Chiang of Singapore in 2005
- iCargo Alliance: Formed in 2011 along with CP World Group and Fang Cheng (China)

- 180+ agents connecting 1,100 locations in 39 countries globally that include both key trading partners of India such as Gulf states as well as rapidly growing EXIM hubs such as S.E. Asia, S. America

- Rapid growth in volumes and revenues with increased access to geographies and cargo
- Increased profitability on account of longer routes such as US, Canada, Europe are plied



**Mr. Makarand Pradhan**  
**Group Chairman**  
**CP World**




**Mr. Ken Chiang**  
**Group CEO**  
**CP World**




- Strong global network
- Staff of 1,250 personnel
- Singapore, Hong Kong, Busan and Jebel Ali - Main trans-shipment hubs
- Access to exclusive cargo from/to S.E. Asia, Australia, Gulf states, Europe, Americas

- Registered in Hong Kong
- Promoted by CP World Group and Eurasia Group
- Exclusive cargo alliance across 89 countries with 166 offices



## Strong Client Relationships



**Total Transport  
Systems Limited**

**Custom Brokers and  
Freight Forwarders**

Easy customer access

- **30% of total export tonnage through own network**

Deep-rooted client relationships

- **Around 50% of customers with Group for >5 years**

Trusted service provider


- **Low rate of customer attrition**

- **Relationships with Custom Brokers**

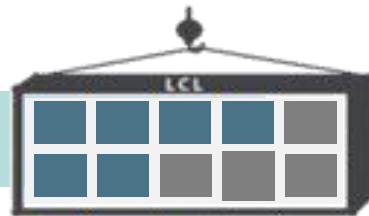
- Both FCL and LCL
- Majority of clients ship 60-70% of their cargo through TTSL

- **Relationships with freight forwarders**

- Majority of TTSL's freight forwarder customers, forward their cargo through TTSL and have been associated with organisation for a long time



# Marquee Clients

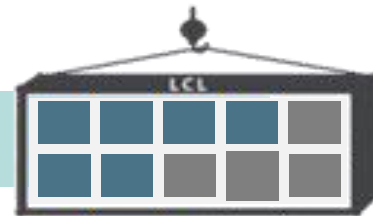


**Total Transport Systems Limited**



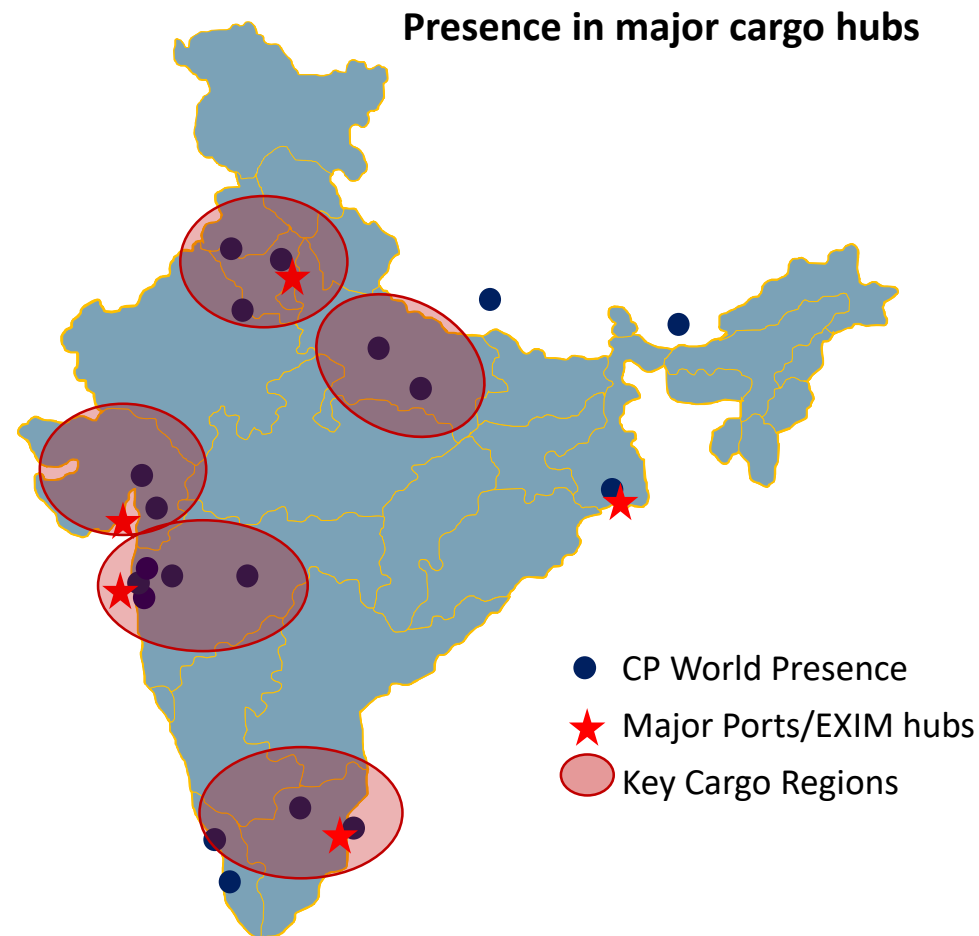


# Strategic Footprint in India



**Total Transport  
Systems Limited**

- **Cargo Sourcing:** 17(including CP World) offices that cover key cargo (export) hubs:
  - **North:** Engineering goods, auto and auto components marble, textiles, agri, pharmaceuticals
  - **West:** Chemicals, textiles, engineering and auto
  - **North Central:** Agri goods, textiles, engineering, carpets
  - **South:** Engineering goods, textiles, auto and auto components
  - **East:** Textiles, jute products, leather, iron & steel
- **Strategic tie-ups:** To provide port based services such as trailer transport, container transport etc.









03

## Consolidated Half Yearly Financial Highlights



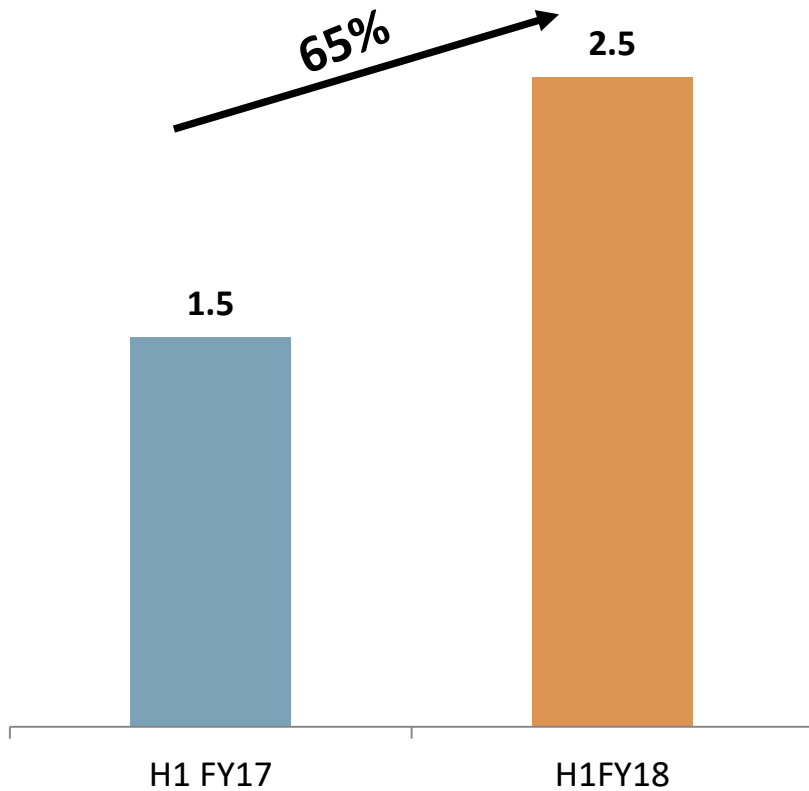


# Half Yearly Performance Metrics

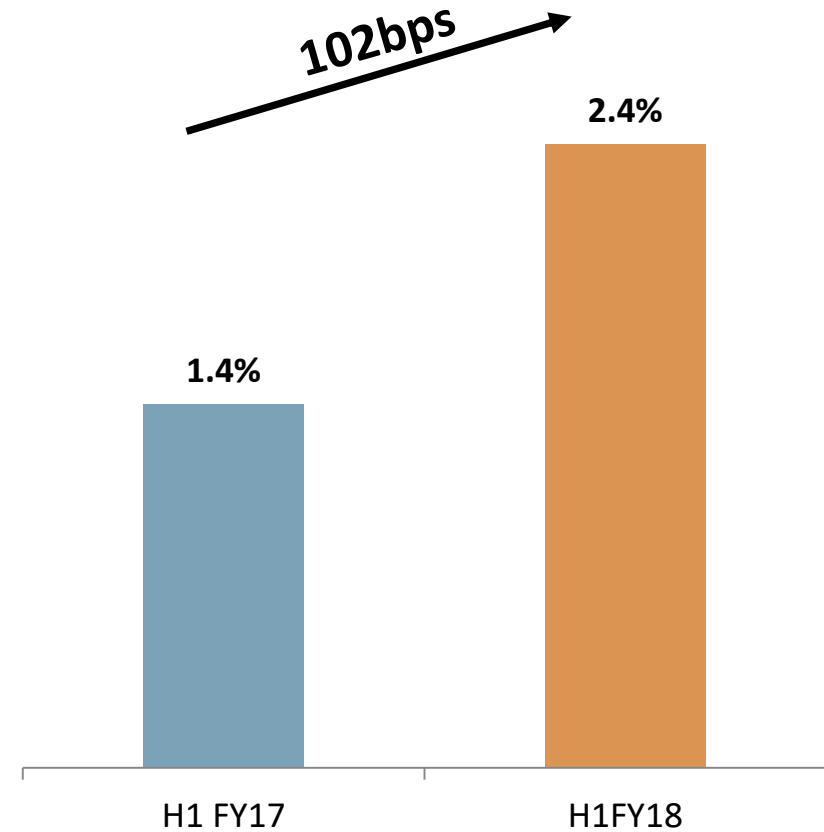



**Total Transport  
Systems Limited**

**PAT (In Rs. Crore)**

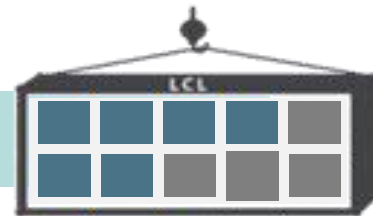


**PAT Margin %**



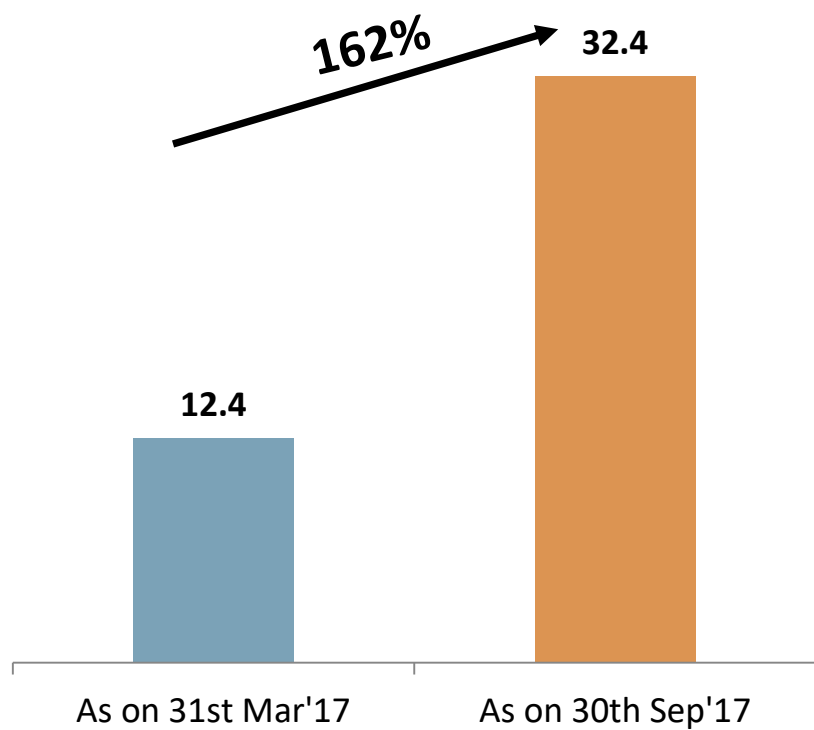


# Balance Sheet Highlights

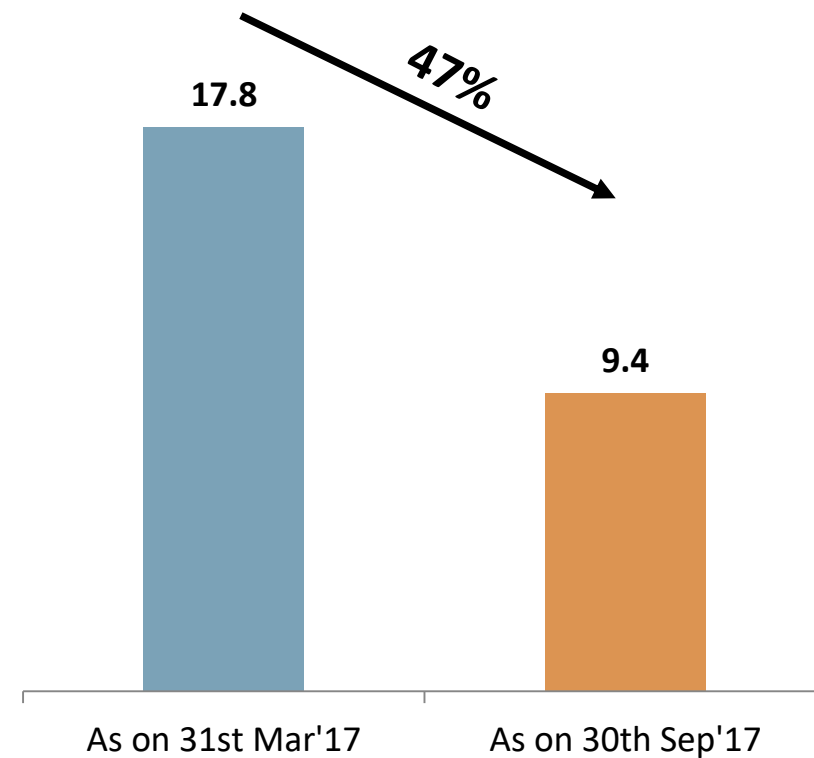



**Total Transport  
Systems Limited**

### Networth (In Rs. Crore)

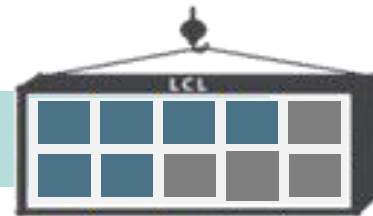


### Total Debt (In Rs. Crore)





# Half Yearly Financial Statements

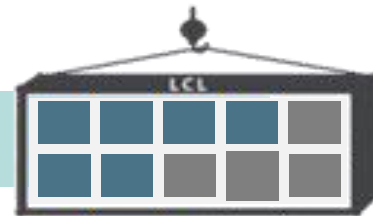


**Total Transport  
Systems Limited**

<b>Rs. Crore</b>	<b>H1 FY18</b>	<b>H1 FY17</b>
<b>Revenue</b>	<b>103.73</b>	<b>109.95</b>
Employee Expenses	7.19	6.69
Other Expenses	92.93	99.29
<b>Total Expenditure</b>	<b>100.12</b>	<b>105.98</b>
<b>EBITDA</b>	<b>3.61</b>	<b>3.96</b>
Depreciation	0.37	0.74
<b>EBIT</b>	<b>3.24</b>	<b>3.22</b>
Other Income	0.31	0.00
Finance Cost	1.03	1.76
<b>PBT</b>	<b>2.52</b>	<b>1.46</b>
Taxes	0.04	0.03
<b>PAT</b>	<b>2.47</b>	<b>1.50</b>
Minority Interest	0.00	0.01
<b>PAT after Minority Interest</b>	<b>2.47</b>	<b>1.49</b>



## Balance Sheet Highlights



**Total Transport  
Systems Limited**

Rs. Crore	As on 30 <sup>th</sup> Sept'17	As on 31 <sup>st</sup> Mar'17
<b>Shareholder's Funds</b>	<b>32.39</b>	<b>12.37</b>
Share capital	14.31	5.00
Reserves & Surplus	18.09	7.37
<b>Minority Interest</b>	<b>0.06</b>	<b>1.80</b>
<b>Non-current liabilities</b>	<b>4.51</b>	<b>5.70</b>
Long term borrowings	1.68	2.75
Long-Term Provisions	2.83	2.96
<b>Current liabilities</b>	<b>28.40</b>	<b>40.43</b>
Short Term Borrowings	7.76	15.03
Trade Payables	8.85	17.43
Other Current liabilities	11.78	7.97
<b>Total Equities &amp; Liabilities</b>	<b>65.37</b>	<b>60.31</b>


Rs. Crore	As on 30 <sup>th</sup> Sept'17	As on 31 <sup>st</sup> Mar'17
<b>Non-current assets</b>	<b>9.30</b>	<b>11.15</b>
Fixed assets	7.88	9.85
Non-current Investments	0.04	0.01
Long-term loans & advances	0.62	0.37
Deferred Tax Assets	0.76	0.93
<b>Current assets</b>	<b>56.07</b>	<b>49.16</b>
Trade receivables	33.68	32.50
Cash & Cash equivalents	3.82	2.35
Short-term loans & Advances	18.57	14.30
<b>Total Assets</b>	<b>65.37</b>	<b>60.31</b>



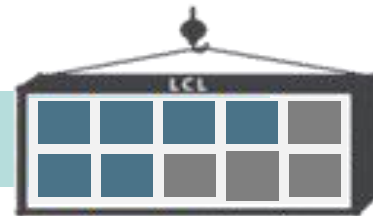
04

## Consolidated Annual Financial Highlights



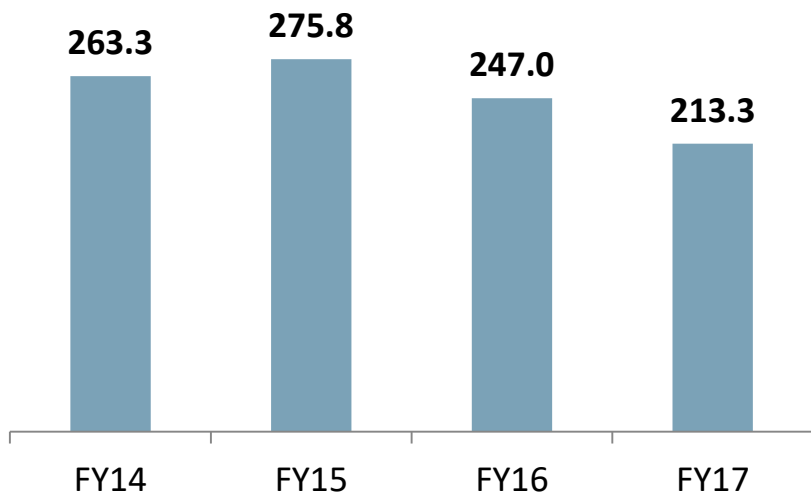


# Strong Annual Operational Performance

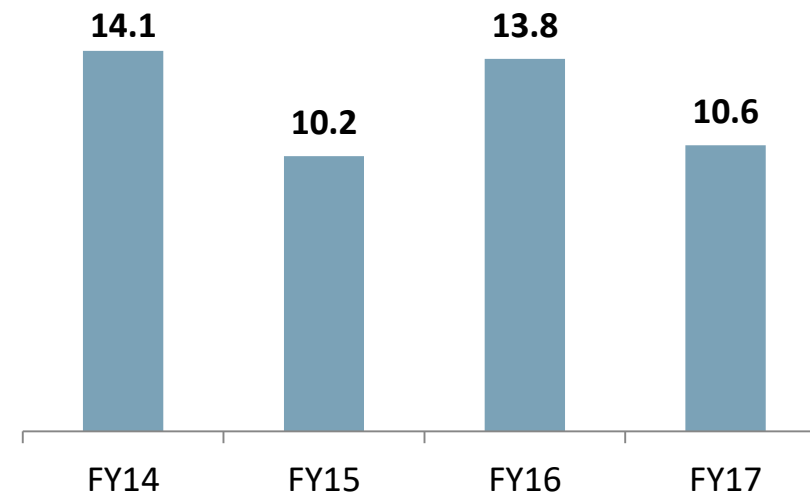


**Total Transport  
Systems Limited**

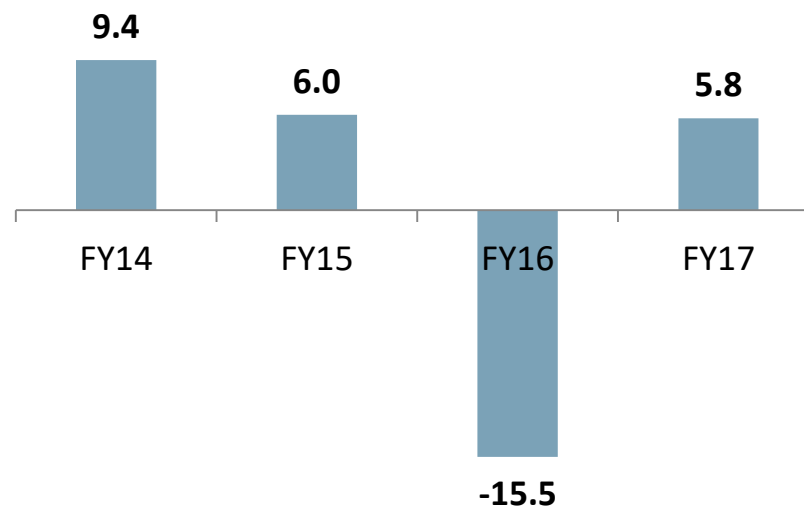
### Revenue




### EBITDA



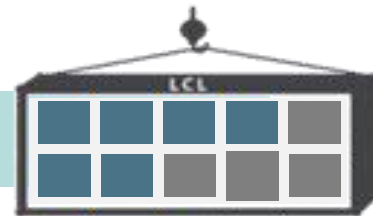
### PAT



***In Rs. Crore***

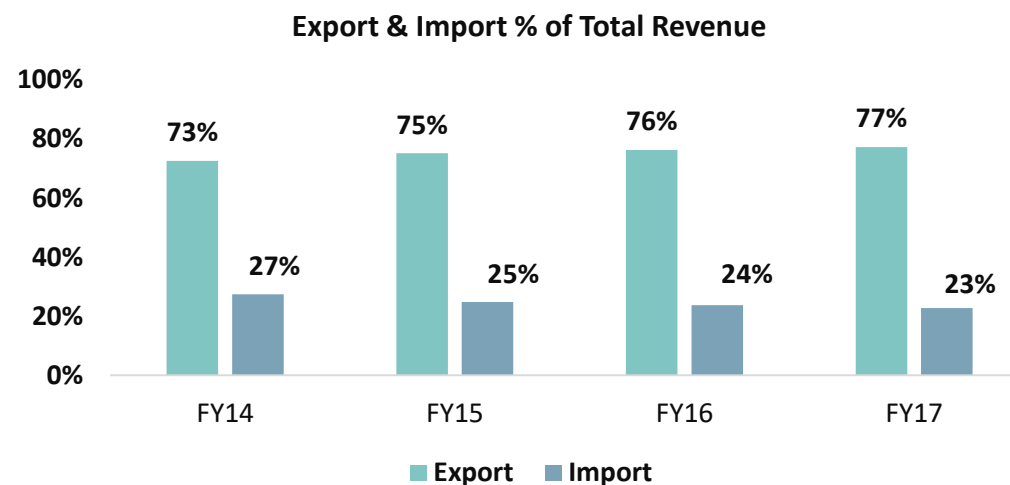
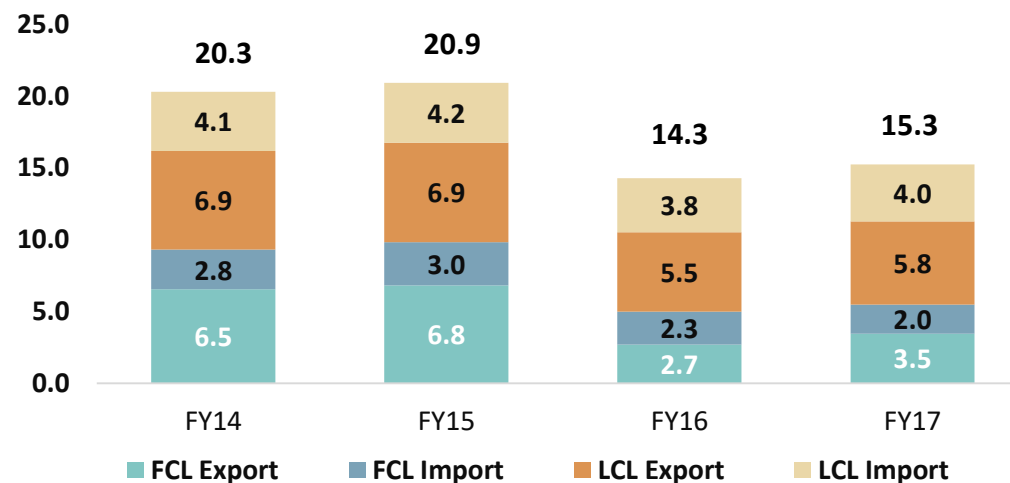
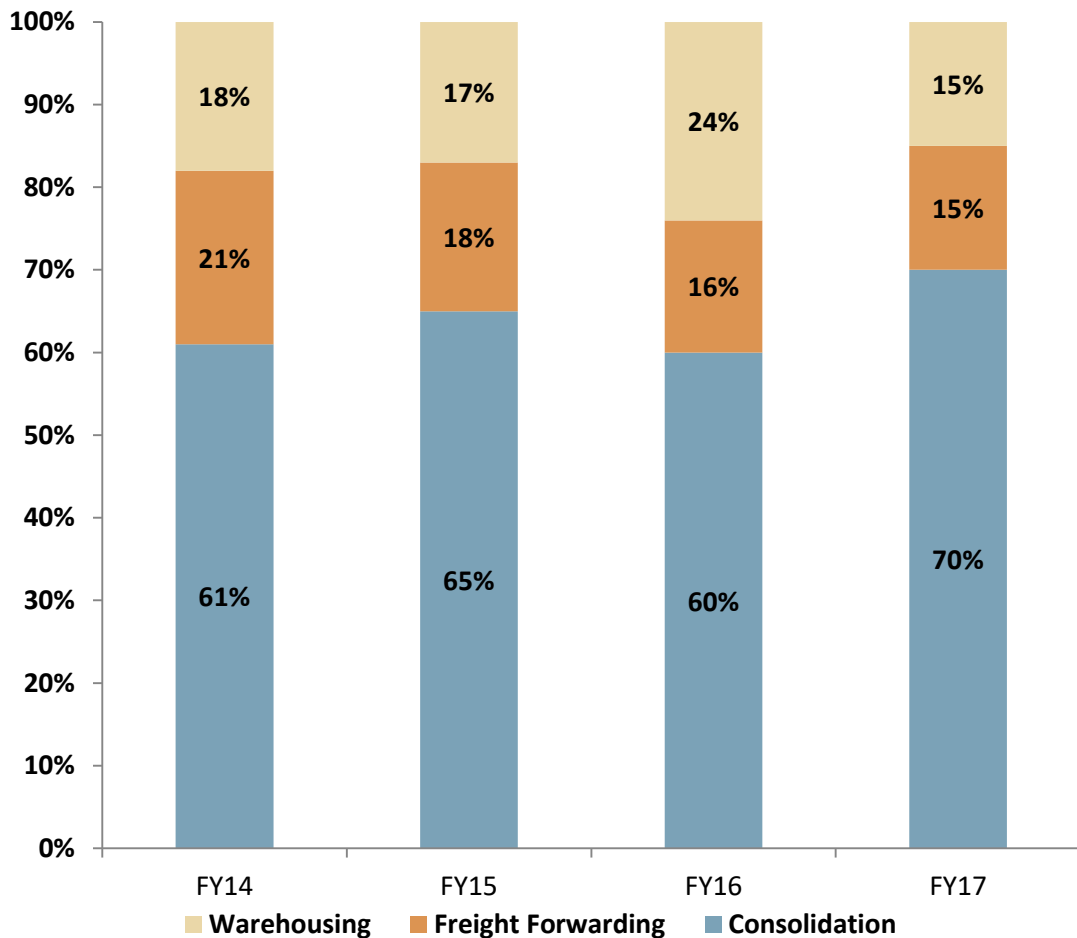



# Business Vertical Breakups




**Total Transport Systems Limited**

TEU's ( in 000's)



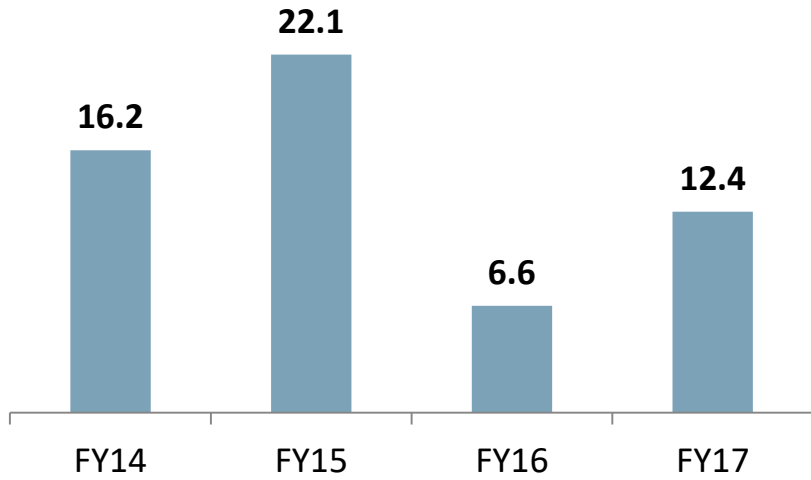


# Annual Balance Sheet Performance

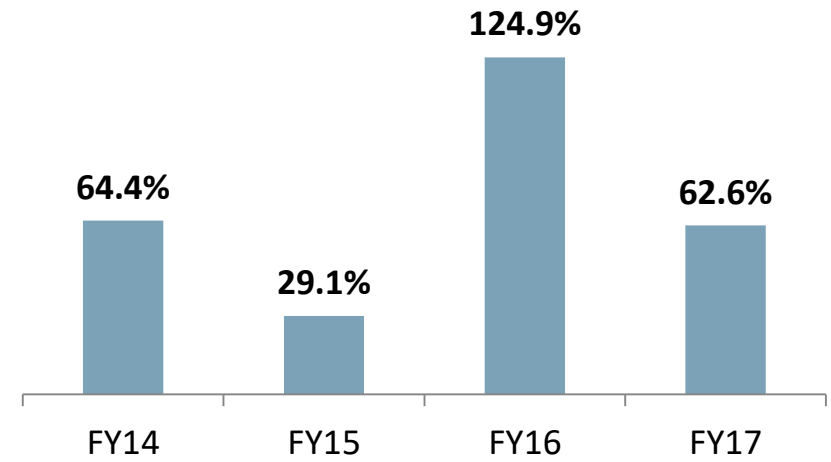


**Total Transport  
Systems Limited**

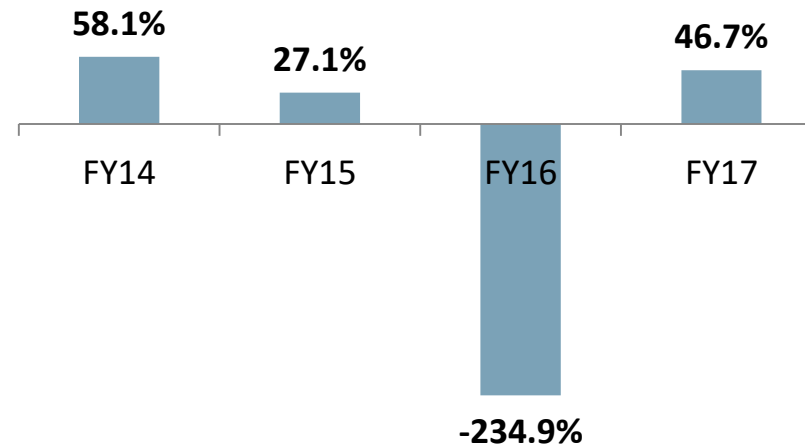
### Networth (In Rs. Crore)



### RoCE

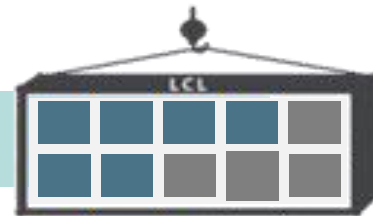


### RoNW





# Annual Financial Statements



**Total Transport  
Systems Limited**

Rs. Crore	FY17	FY16
<b>Revenue</b>	<b>213.27</b>	<b>247.02</b>
Operating Expenses	175.18	205.62
Employee Expenses	15.10	13.82
Other Expenses	12.41	13.81
<b>Total Expenditure</b>	<b>202.69</b>	<b>233.26</b>
<b>EBITDA</b>	<b>10.58</b>	<b>13.77</b>
Depreciation	1.12	1.55
<b>EBIT</b>	<b>9.46</b>	<b>12.22</b>
Finance Cost	3.96	3.99
<b>PBT</b>	<b>5.50</b>	<b>8.23</b>
Exceptional Item	-	-24.62
Taxes	-0.22	-0.07
<b>PAT</b>	<b>5.72</b>	<b>-16.32</b>
Share of Minority & Asso.	-0.05	-0.83
<b>PAT after Minority</b>	<b>5.77</b>	<b>-15.49</b>


- Company entered into business of CFS and developed capacity of handling around 13,000 containers by 2015. Due to regulatory changes and loss of one of prime overseas customer (which went bankrupt), this diversification became unviable
- Therefore decided to exit this business and handed over CFS to government. Reported loss of Rs. 15.49 cr in FY 15-16
- Renewed focus on core business of LCL and cargo consolidation and freight forwarding. This business contributed 95% in FY13, reduced to 76% in FY16, has now gradually recovered to 85% in FY17
- EBITDA margin and PAT margin of 5.4% and 3.6% respectively in FY14 dropped in FY 15 and FY 16 and now recovered to 5.0% and 2.7% in FY17
- After drop in FY15 and FY16, RoCE and RoNW have now recovered to 62.6% and 46.7% in FY17, which is similar to FY14 numbers of 64.4% and 58.1% respectively

05


Way Ahead

M. G. W	32,500 KG } 71,650 LBS }
TARE	3740 KG } 8245 LBS }
NET	28,760 KG } 63,405 LBS }





# Leveraging Opportunities



**Total Transport  
Systems Limited**

## Opportunity: Strong Growth fundamental in Container Traffic:

- Growth in India's export-import trade
- Increasing containerization of cargo
- Large port capacity expansion underway, both major and non-major
- Plans for increasing container handling capacity at major, non-major ports
- Highly fragmented cargo consolidation space opportunities for large players

## TTSL's strengths:

**Leadership in cargo consolidation**

**Strong domestic footprint**


**Strong international network**

**Relationship with shipping lines**


**Operational Expertise**

**Focused to grow core activity & Air-Freight**

**Market dominance**



# Way Ahead



**Total Transport Systems Limited**

### Large customer base and strong relation with marquee clients

- Strong customer base and huge global network to increase client count through reference and also lead to increase volume
- Cross selling opportunity among existing clients via play between FCL & LCL and expansion of import and export

### Door-to-door delivery and Airfreight

- Large network and relationship with CHA's gives opportunity to increase market share

### Strong relationship with over 500 Customs Broker

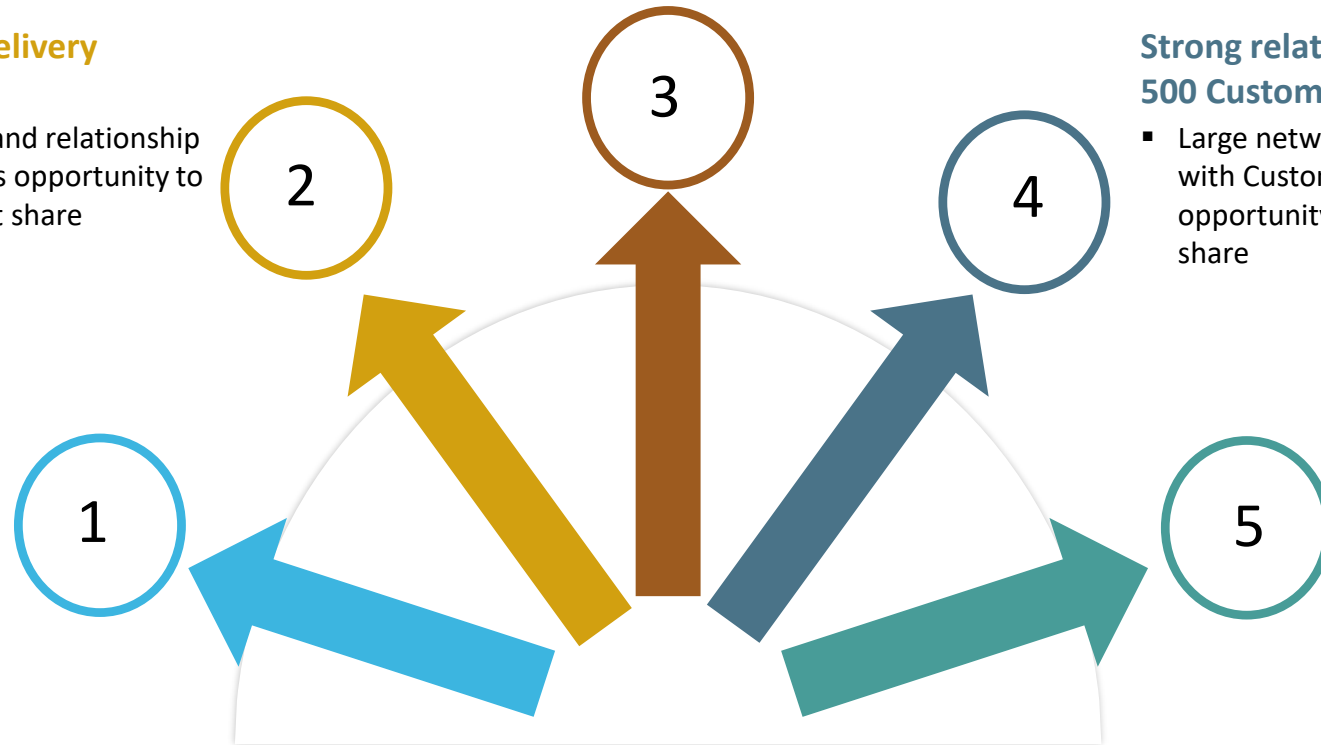
- Large network and relationship with Customs Brokers gives opportunity to increase market share


### Mining strong base over 1000 of small clients

- Deepening business amongst network of small clients for higher growth

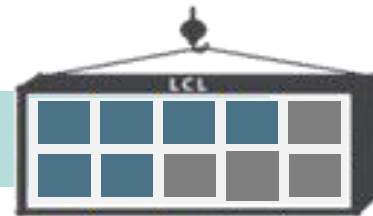
### E- Commerce

- Consolidation for E-commerce logistic players





Thank You



**Total Transport  
Systems Limited**

**NSE EMERGE** TOTAL  
THE SME GROWTH PLATFORM

**Bloomberg** TOTAL:IN

**REUTERS** TOTA.NS

**For further information, please contact:**

**Company :**

**Total Transport Systems Limited**  
CIN No. U63090MH1995PLC091063

Mr. Bhavik Trivedi  
**Company Secretary**  
[ir@ttspl.in](mailto:ir@ttspl.in)  
[www.ttspl.in](http://www.ttspl.in)

**Investor Relations Advisors :**

**Bridge Investor Relations Pvt. Ltd.**  
CIN No. U74900MH2016PTC273679

Mr. Amit Sharma  
[amit@bridge-ir.com](mailto:amit@bridge-ir.com)  
[www.bridge-ir.com](http://www.bridge-ir.com)

**Advisors :**

**Sarathi Advisors Pvt Ltd**  
CIN No. U67190DL2009PTC187401

Mr. Mohit Sachdev  
[info@sarathiwm.in](mailto:info@sarathiwm.in)  
[www.sarathiwm.in](http://www.sarathiwm.in)