



One World Logistics Pvt. Ltd.


Last mile specialists

# Total Transport Systems Limited


## Result Update Presentation

Q2 & H1 FY24






## Disclaimer




*This presentation has been prepared by Total Transport Systems Limited (the “Company”) solely for information purposes and does not constitute any offer, recommendation or invitation to purchase or subscribe for any securities, and shall not form the basis or be relied on in connection with any contract or binding commitment what so ever. No offering of securities of the Company will be made except by means of a statutory offering document containing detailed information about the Company.*

*This Presentation has been prepared by the Company based on information and data which the Company considers reliable, but the Company makes no representation or warranty, express or implied, whatsoever, and no reliance shall be placed on, the truth, accuracy, completeness, fairness and reasonableness of the contents of this Presentation. This Presentation may not be all inclusive and may not contain all of the information that you may consider material. Any liability in respect of the contents of, or any omission from, this Presentation is expressly excluded.*

*Certain matters discussed in this Presentation may contain statements regarding the Company’s market opportunity and business prospects that are individually and collectively forward-looking statements. Such forward-looking statements are not guarantees of future performance and are subject to known and unknown risks, uncertainties and assumptions that are difficult to predict. These risks and uncertainties include, but are not limited to, the performance of the Indian economy and of the economies of various international markets, the performance of the industry in India and world-wide, competition, the company’s ability to successfully implement its strategy, the Company’s future levels of growth and expansion, technological implementation, changes and advancements, changes in revenue, income or cash flows, the Company’s market preferences and its exposure to market risks, as well as other risks. The Company’s actual results, levels of activity, performance or achievements could differ materially and adversely from results expressed in or implied by this Presentation. The Company assumes no obligation to update any forward-looking information contained in this Presentation. Any forward-looking statements and projections made by third parties included in this Presentation are not adopted by the Company and the Company is not responsible for such third party statements and projections.*



# Table of Contents



01

**Executive Summary**

02


**Consolidated Financial Highlights**

03


**Company Overview**

04

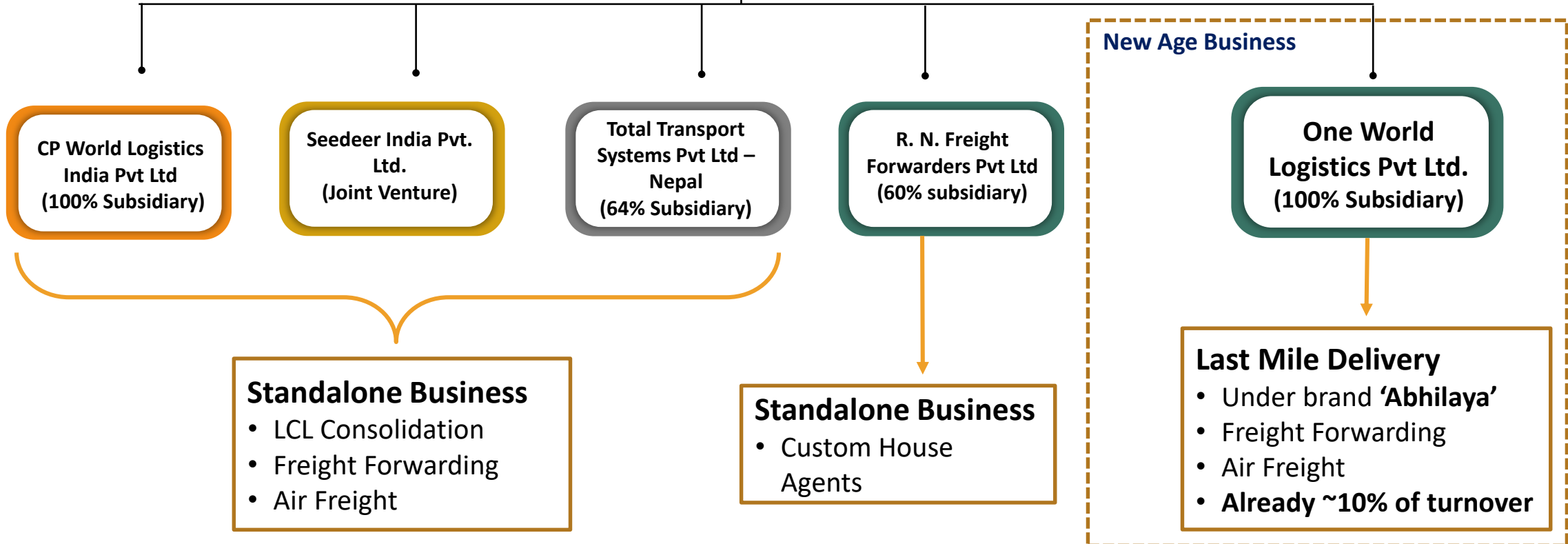
**Business Overview**




# Group Structure



**Total Transport  
Systems Ltd**





# Executive Summary



## Overview

- Incorporated in 1994 - among reputed players in Indian Logistics Industry
- Represents world's 5th largest consolidators network named "iCargo Alliance" formed along with CP World Group and Fang Cheng International Transportation Services Co. Ltd. of China - access to over 89 countries across 1,100 locations with 166 offices globally
- Member of IATA, FIATA i.e., International Federation of Freight Forwarding Association, Bombay Overseas Freight Brokers Association, Federation of Freight Forwarder's Associations in India, Consolidators Association of India and AMTOI

## Marquee Clients

- **Domestic** - TATA Motors Ltd., Reliance Industries Ltd., Raymonds Group, IPCA Labs, Cadila Pharmaceuticals Ltd., Axis Electrical Components, Shrinath Rotopack MP etc.
- **International** - Dachser Intelligent Logistics, Hellman, Agility, DHL, Schenkers, etc.

## Business Segments

Cargo Consolidation  
(LCL & FCL)

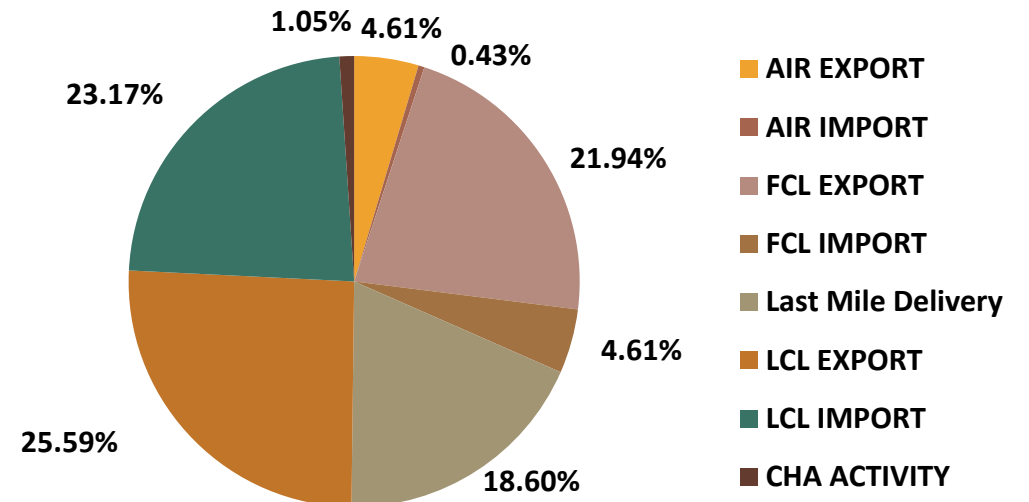
Freight Forwarding


Air Freight

Last Mile Delivery

## Custom House Agents

### Total Revenue (Q2 FY24)





# One World Logistics Pvt Ltd



## New Business Segment

- Started Last Mile business in the first six months itself tied with prominent E-Commerce platforms like Amazon, Flipkart, FedEx & SpiceJet since October 2018
- New additions to last mile delivery – 80 ODH for Flipkart, 4 for Jio Mart, TataCliq & Snapdeal

## “Abhilaya”

- Operated under brand “Abhilaya”
- India’s fast growing on-demand last-mile delivery solution provider offering tech-enabled delivery solutions for E-commerce, Restaurants, FMCG, Pharma and online & offline retailers

17M+ Shipments

5,000+ Trained Associates


3,000+ Vehicles

1,250+ Pin Codes


As of September 30, 2023








## Consolidated Financial Performance



## Managing Director's Message – Q2 & H1 FY24




**Commenting on the results, Mr. Makarand Pradhan, MD, Total Transport Systems Ltd. said:**

*For the half year ended 30<sup>th</sup> September 2023, We have registered a revenue of Rs. 225.24 crore, EBITDA and PAT of Rs. 3.72 crore and 1.12 crore respectively. During this term, revenue is flat due to significant decline in freight rate leading to lower profitability.*

*I am happy to share a significant accomplishment by our subsidiary, "One World Logistics" which achieved a monumental milestone by reaching its highest monthly shipment volume in last five years, dating back to 2018 in the month of October 2023, Last Mile Delivery segment, which runs under the brand name "Abhilaya". For the month of October 2023, Abhilaya successfully handled staggering 43.74 lakh shipments, marking a remarkable growth in operations. Out of these shipments, a notable 17.74 lakh were for the esteemed client, Amazon; while impressive 26 lakh shipments were seamlessly delivered for Flipkart.*

*I would like to thank the entire team of TTSL for their untiring efforts, hard work, sincerity and dedication. I would also like to thank our valued Stakeholders, whose support and faith in our Company has given us the determination and ambition to set and achieve higher standards and benchmarks."*






## Consolidated Income Statement – Quarterly




Particulars (Rs. Cr.)	Q2 FY24	Q2 FY23	Y-o-Y (%)	Q1 FY24
Revenue from Operations	111.46	169.04		113.78
Other Operating Income	0.00	0.00		0.00
<b>Total income</b>	<b>111.46</b>	<b>169.04</b>	<b>(34.07%)</b>	<b>113.78</b>
Employee Cost	11.18	8.65		10.81
Other Expenses	99.19	155.27		100.33
<b>Total Expenditure</b>	<b>110.37</b>	<b>163.92</b>	<b>(32.67%)</b>	<b>111.15</b>
<b>EBITDA</b>	<b>1.09</b>	<b>5.12</b>	<b>(78.72%)</b>	<b>2.63</b>
<b>EBITDA Margin %</b>	<b>0.98%</b>	<b>3.03%</b>	<b>(205 bps)</b>	<b>2.31%</b>
Other Income	1.04	0.05		0.64
Depreciation	0.87	0.49		0.69
Finance Cost	0.71	0.67		0.61
Exceptional Item	0.00	0.00		0.00
Share of (profit)/loss from investment in associate	0.00	0.00		0.00
<b>Profit Before Tax</b>	<b>0.55</b>	<b>4.01</b>	<b>(86.32%)</b>	<b>1.99</b>
Tax	0.75	1.55		0.66
<b>Profit After Tax</b>	<b>(0.20)</b>	<b>2.47</b>	<b>(108.12%)</b>	<b>1.32</b>
<b>PAT Margin</b>	<b>(0.18%)</b>	<b>1.46%</b>	<b>(164 bps)</b>	<b>1.16%</b>
Add: items that will not be reclassified to P&L	0.00	0.00		0.00
Minority Interest	0.02	0.76		0.01
Other Comprehensive Income	0.00	0.00		0.00
<b>Net Profit</b>	<b>(0.22)</b>	<b>1.70</b>	<b>(112.80%)</b>	<b>1.32</b>
<b>Net Profit Margin</b>	<b>(0.20%)</b>	<b>1.01%</b>	<b>(121 bps)</b>	<b>1.16%</b>
<b>Basic EPS Rs.</b>	<b>(0.12)</b>	<b>1.72</b>	<b>(106.98%)</b>	<b>0.82</b>

### Q2 FY24 vs Q2 FY23

- Decrease in revenue mainly due to decrease in freight rate of more than 80%
- Decrease in EBITDA on account of lower revenue, lower freight rates and margin on Freight has also come down




## Consolidated Income Statement – Half Yearly



Particulars (Rs. Cr.)	H1 FY24	H1 FY23	Y-o-Y (%)
Revenue from Operations	225.24	344.73	
Other Operating Income	0.00	0.00	
<b>Total income</b>	<b>225.24</b>	<b>344.73</b>	<b>(34.66%)</b>
Employee Cost	21.99	16.89	
Other Expenses	199.52	317.55	
<b>Total Expenditure</b>	<b>221.52</b>	<b>334.45</b>	<b>(33.77%)</b>
<b>EBITDA</b>	<b>3.72</b>	<b>10.28</b>	<b>(63.79%)</b>
<b>EBITDA Margin %</b>	<b>1.65%</b>	<b>2.98%</b>	<b>(133 bps)</b>
Other Income	1.68	0.10	
Depreciation	1.55	0.90	
Finance Cost	1.32	1.49	
Exceptional Item	0.00	0.00	
Share of (profit)/loss from investment in associate	0.00	0.00	
<b>Profit Before Tax</b>	<b>2.53</b>	<b>7.99</b>	<b>(68.29%)</b>
Tax	1.41	2.86	
<b>Profit After Tax</b>	<b>1.12</b>	<b>5.13</b>	<b>(78.10%)</b>
<b>PAT Margin</b>	<b>0.50%</b>	<b>1.49%</b>	<b>(99 bps)</b>
Add: Items that will not be reclassified to P&L	0.00	0.00	
Minority Interest	0.02	(0.23)	
Other Comprehensive Income	0.00	0.00	
<b>Net Profit</b>	<b>1.10</b>	<b>5.36</b>	<b>(79.46%)</b>
<b>Net Profit Margin</b>	<b>0.49%</b>	<b>1.56%</b>	<b>(107 bps)</b>
<b>Basic EPS Rs.</b>	<b>0.70</b>	<b>3.59</b>	<b>(80.50%)</b>

### H1 FY24 vs H1 FY23 –

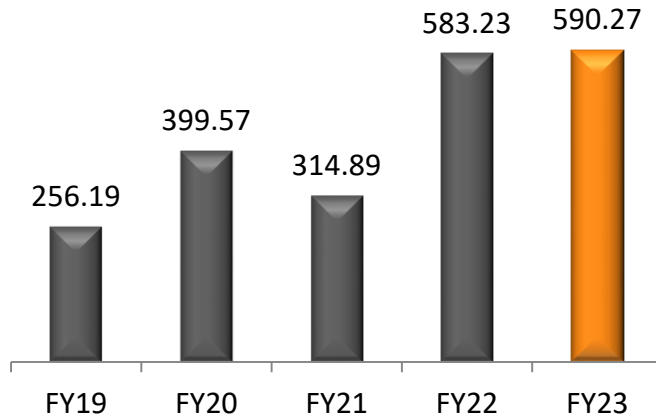
- Revenue is flat due to lower volumes and other macro economic factors
- Decrease in PAT is mainly due to dip in freight cost



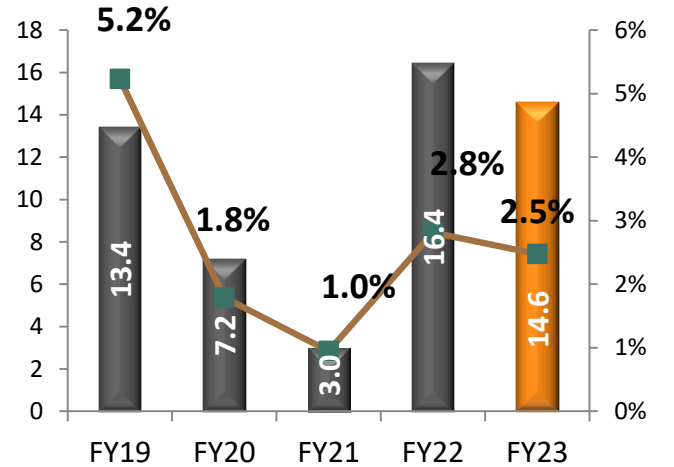
# Consolidated Annual Highlights



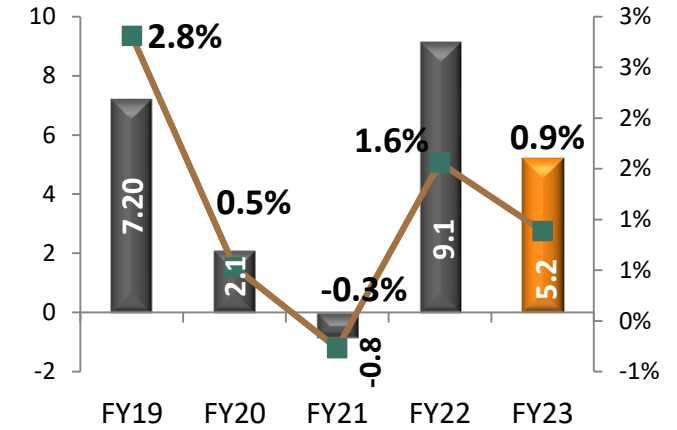
Revenue (Rs. Cr)



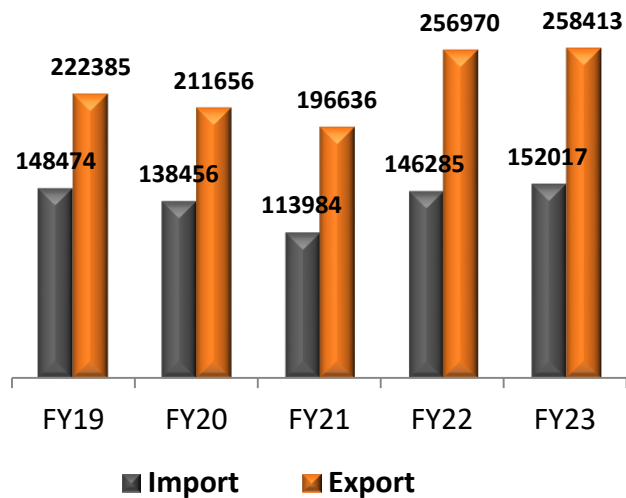
EBITDA (Rs. Cr) / Margin (%)



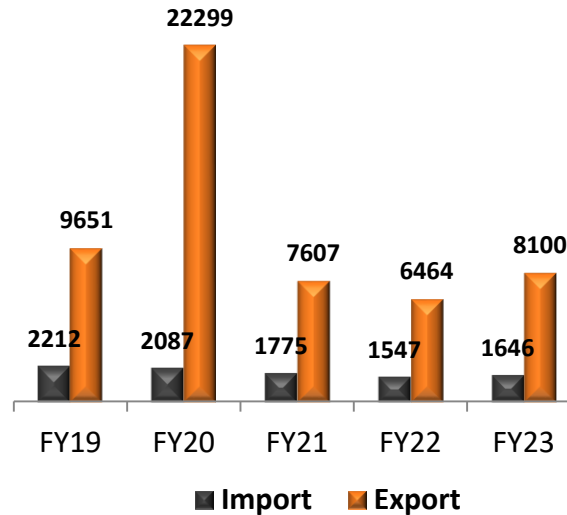
PAT (Rs. Cr) / Margin (%)



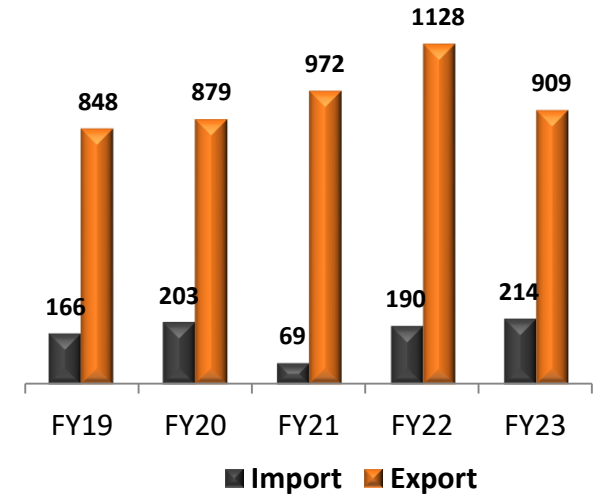
Consolidation (cbms)




Freight Forwarding (TEUs)



Air Freight (Tons)

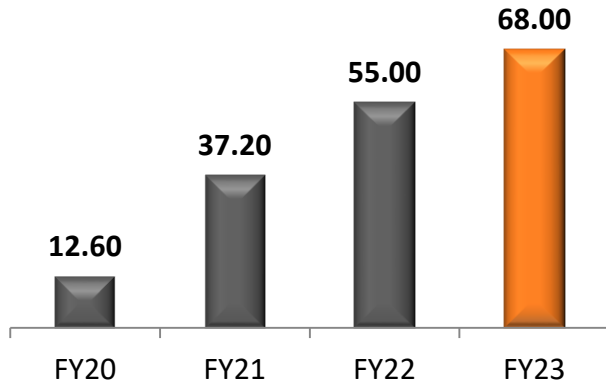




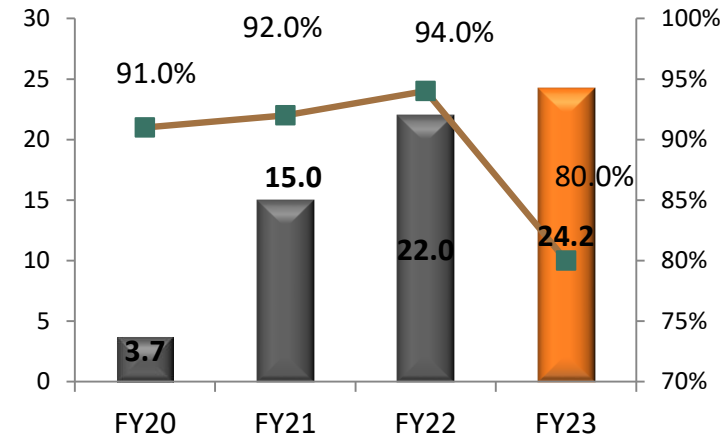
# One World Logistics - Highlights



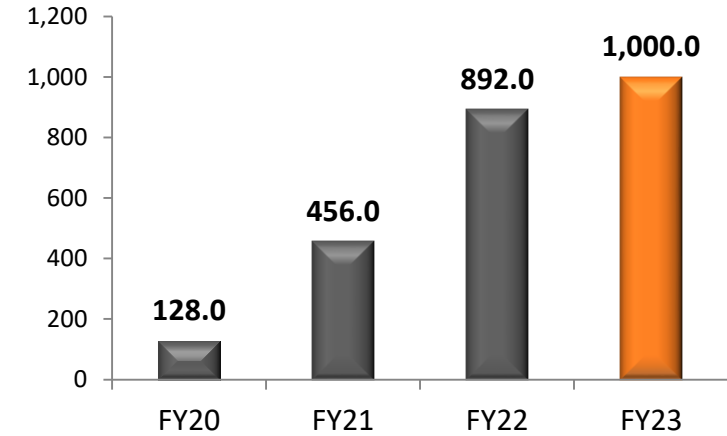
Revenue (Rs. Cr)



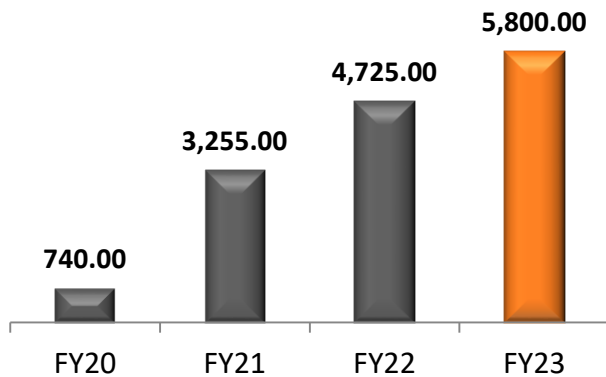
No. of Shipments (in mn) / Delivery Conversion



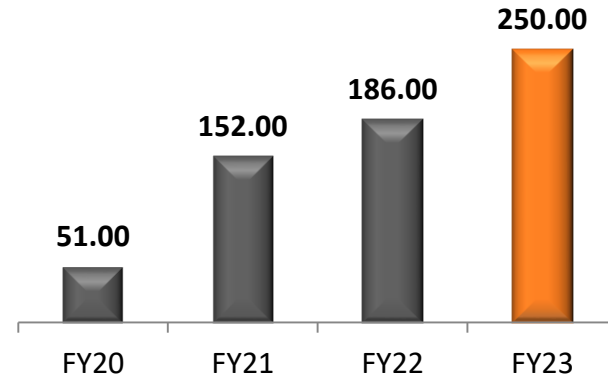
No. of Pincodes Served



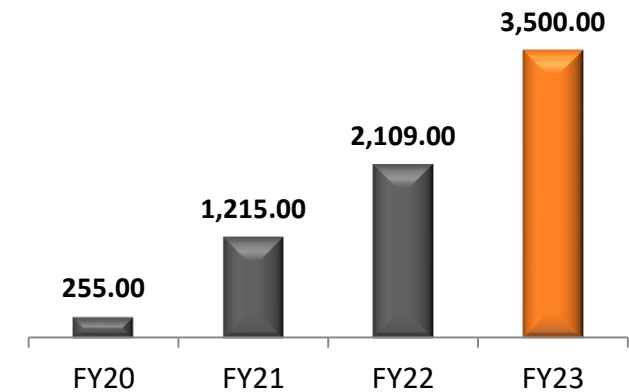
Gross Merchandise Value (Rs. Cr)




No. of Stations



No. of Associates






## Consolidated Balance Sheet as on 30<sup>th</sup> Sep'23




Particulars (Rs. Cr)	As on 30 <sup>th</sup> Sep 2023	As on 31 <sup>st</sup> Mar 2023
<b>Equity</b>	<b>78.76</b>	<b>77.63</b>
Equity Share Capital	16.13	16.13
Other Equity	62.29	61.19
Minority Interest	0.34	0.31
<b>Non-current liabilities</b>	<b>8.43</b>	<b>6.09</b>
Long term borrowing	1.55	0.26
Deferred Tax Liabilities (Net)	0.00	0.00
Lease Liabilities	0.13	0.04
Provisions	6.76	5.79
<b>Current liabilities</b>	<b>79.72</b>	<b>41.18</b>
Short term Borrowings	27.52	16.27
Lease Liabilities	0.09	0.01
<u>Trade Payables</u>		
a. Micro and Small Enterprises	0.59	0.12
b. Other than Micro and small Enterprises	43.44	19.39
Other Financial Liabilities	0.00	0.00
Other Current Liabilities	8.08	5.39
Provisions	0.00	0.00
Current Tax Liabilities ( Net )	0.00	0.00
<b>Total Equities &amp; Liabilities</b>	<b>166.91</b>	<b>124.89</b>

Particulars (Rs. Cr)	As on 30 <sup>th</sup> Sep 2023	As on 31 <sup>st</sup> Mar 2023
<b>Non-current assets</b>	<b>36.56</b>	<b>20.84</b>
PPE	16.46	12.04
Right of Use Assets	0.19	0.05
Goodwill	2.68	2.68
Other Intangible Assets	0.08	0.08
Intangible Assets under Development	1.01	0.49
Investments in subsidiaries and asso.	0.00	0.00
Non Current Financial Assets	0.56	0.00
Non Current Investments	2.51	1.64
Deferred Tax Assets/ (Liability)	1.74	1.54
Current Tax Assets	6.08	0.00
Long term Loans & Advances	1.10	2.32
Other Non-Current Assets	4.17	0.00
<b>Current Assets</b>	<b>130.35</b>	<b>104.06</b>
Investments	1.69	0.98
Trade Receivables	86.41	69.47
Cash & Cash Equivalentents	4.58	10.97
Bank Balance other than Cash	22.46	14.15
Loans & Advances	0.41	1.08
Others	1.34	1.70
Other current assets	13.46	0.00
Current Tax Assets	0.00	5.70
<b>Total Assets</b>	<b>166.91</b>	<b>124.89</b>

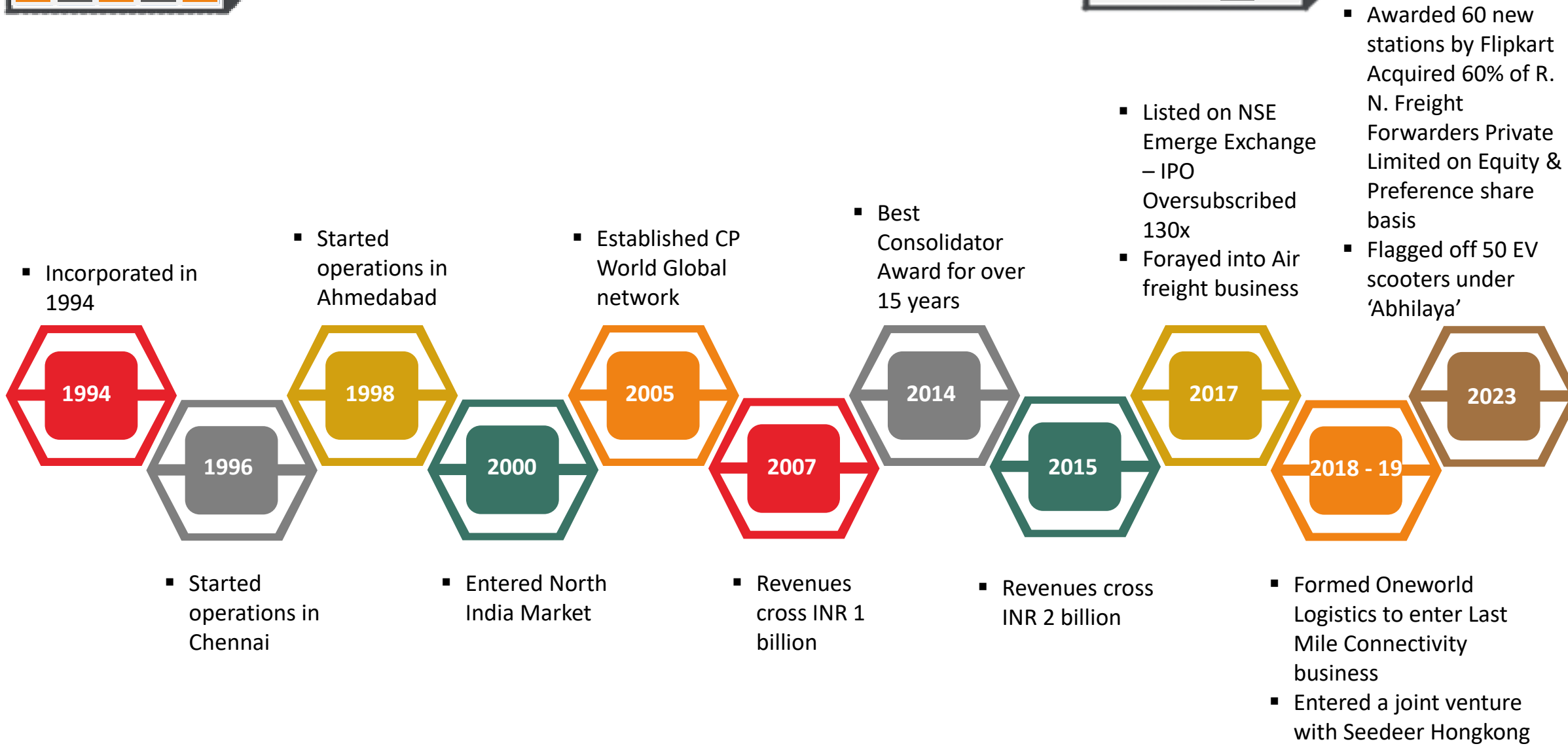



## Company Overview






# Key Milestones





## Experienced & Professional Board of Directors



**TOTAL™  
TRANSPORT**  
Keeping Promises Since 1994



### **Makarand P. Pradhan – Promoter and Managing Director**

- ❑ Director of Company since 1994 and has vast experience in Freight Forwarding and Logistics Industry, stretching over thirty years
- ❑ Oversees Business Policies and overall management of Companies
- ❑ Also associated with various Overseas Organisations and is in best position to lead the Company
- ❑ President of Consolidators Association of India
- ❑ Chairman of CP World Group and I Cargo Alliance


### **Sanjiv A. Potnis – Promoter and Director**

- ❑ Started his career with Dolphin Chartering Services Pvt. Ltd.; Later he joined Forbes Gokak Ltd.
- ❑ Experience of over 25 years in field of Freight Forwarding & Offshore operations and exposure to shipping industry.
- ❑ Responsible for Sales & Marketing across India and globe for Company
- ❑ Actively takes part in key managerial decisions of the Company




### **Shrikant D. Nibandhe – Promoter and CFO**

- ❑ Diverse experience of thirty years in Logistics, Freight Forwarding and Management of Container Freight Stations (CFSs)
- ❑ Associated since 1998 and is actively involved in all discussions with International Associates
- ❑ Also oversees Finance, leads various other functions like Corporate Communication and Human Resources
- ❑ Treasurer of Consolidators Association of India since Inception in 2003



## What makes us different...



### Robust International Network

- Robust network of consolidator through CP world
- Over 1,100 agents network

### Strong Relationships with clients

- Trusted service provider with long term relationships with marquee clients and over 1,000 smaller clients
- Alliance of over 500 CHA's

### Functional Expertise

- Strong Employee Network – Over 400 employees (Including contractual) across 11 locations in India
- Robust IT System - Web-based, 24x7 real-time tracking and Standardized software

### Freight Consolidation is Cost effective


- Freight consolidation services for shipments are cost effective way to transport low volume cargo
- By grouping shipments with others to fill standard container, Company avoids cost of shipping an entire container on a single customer.

### Full responsibility of Shipment & Flexible Pricing

- Takes full responsibility to ship product from point of receipt to point of destination
- Flexible pricing - Pricing is based on nature of goods, location and type of services and facility given to customers.


### Strategic Domestic Footprint

- Present in all major locations including Key hubs, ports




# Marquee Clients






## Business Overview





# Business Verticals



## Consolidation

## Freight Forwarding

## Air Freight

<b>Imports</b> 41.26%	<b>Exports</b> 58.74%	<b>1,99,636</b> CBMs
--------------------------	--------------------------	-------------------------


<b>Imports</b> 18.56%	<b>Exports</b> 81.44%	<b>6,945</b> TEUs
--------------------------	--------------------------	----------------------

<b>638</b> Tons
--------------------



As of September 30, 2023

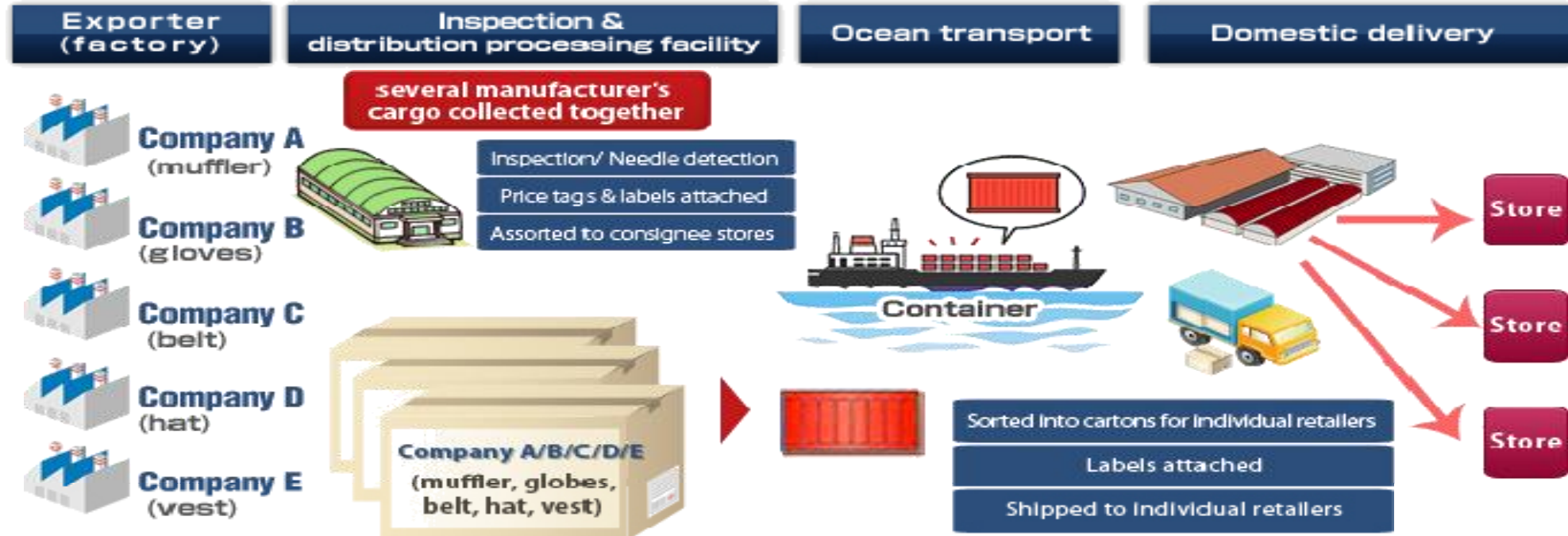





# Cargo Consolidation




- Cargo Consolidation for less than container loads (LCL) is one of core business activities of Company since inception, and garners good market share in India
- Consolidates shipments for more than 1,100 destinations worldwide through its network across 89 countries
- Long standing tie-ups with leading shipping lines like CMA–CGM, Maersk, MSC, ONE, Hapag Lloyd, Hyundai & Cosco, etc.
- Strong geographies apart from India, are CIS countries, Africa & Afghanistan






## Freight Forwarding




- Leveraging on its LCL leadership to achieve significant presence in Full Container Load (FCL) business as well
- Coordinates with various Shipping Lines, CFS agents and Vendors to provide effective and efficient logistic solutions to its end customers
- Strong buying capacity and controlled business enables them to obtain better rates from carriers
- Good knowledge and experience of moving cargos in inland Africa






## Air Freight

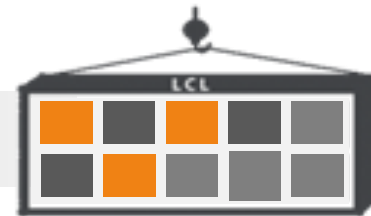


- TTSL is an international air freight forwarding company providing professional and reliable international air freight import and export services across the globe.
- It has centralized pricing and co-ordination desk in Mumbai for pan India operations.
- It has strong partners worldwide to provide the best possible solutions to its clients like DDP, DDU and Ex-Works as members of freight forwarding networks.
- Specialized team to handle any type of DGR cargo.
- Professional Airfreight handling team with over 15 years of experience.
- Focused to provide shortest turn around time to get shipments confirmed.
- International Air Transportation Association (IATA) Accredited.
- Activity started in July 17, currently averaging 75 tons per month





# CP World Global Network & iCargo Alliance



Greater trust, reliability & exclusivity

Global reach through one-to-one relationships

Contender for top position

- Led formation of exclusive networks (Mr Pradhan is Chairman of both networks)
  - CP World Global Network: Formed with Ken Chiang of Singapore in 2005
  - iCargo Alliance: Formed in 2011 along with CP World Group and Fang Cheng (China)

- 180+ agents connecting 1,100 locations in 89 countries globally that include both key trading partners of India such as Gulf states as well as rapidly growing EXIM hubs such as S.E. Asia, S. America

- Rapid growth in volumes and revenues with increased access to geographies and cargo
- Increased profitability on account of longer routes such as US, Canada, Europe are plied



- Strong global network
- Staff of 1,250 personnel
- Singapore, Hong Kong, Busan and Jebel Ali - Main trans-shipment hubs
- Access to exclusive cargo from/to S.E. Asia, Australia, Gulf states, Europe, Americas



- Registered in Hong Kong
- Promoted by CP World Group and Eurasia Group
- Exclusive cargo alliance across 89 countries with 166 offices




**Mr. Makarand Pradhan**  
**Group Chairman**  
**CP World**



**Mr. Ken Chiang**  
**Group CEO**  
**CP World**



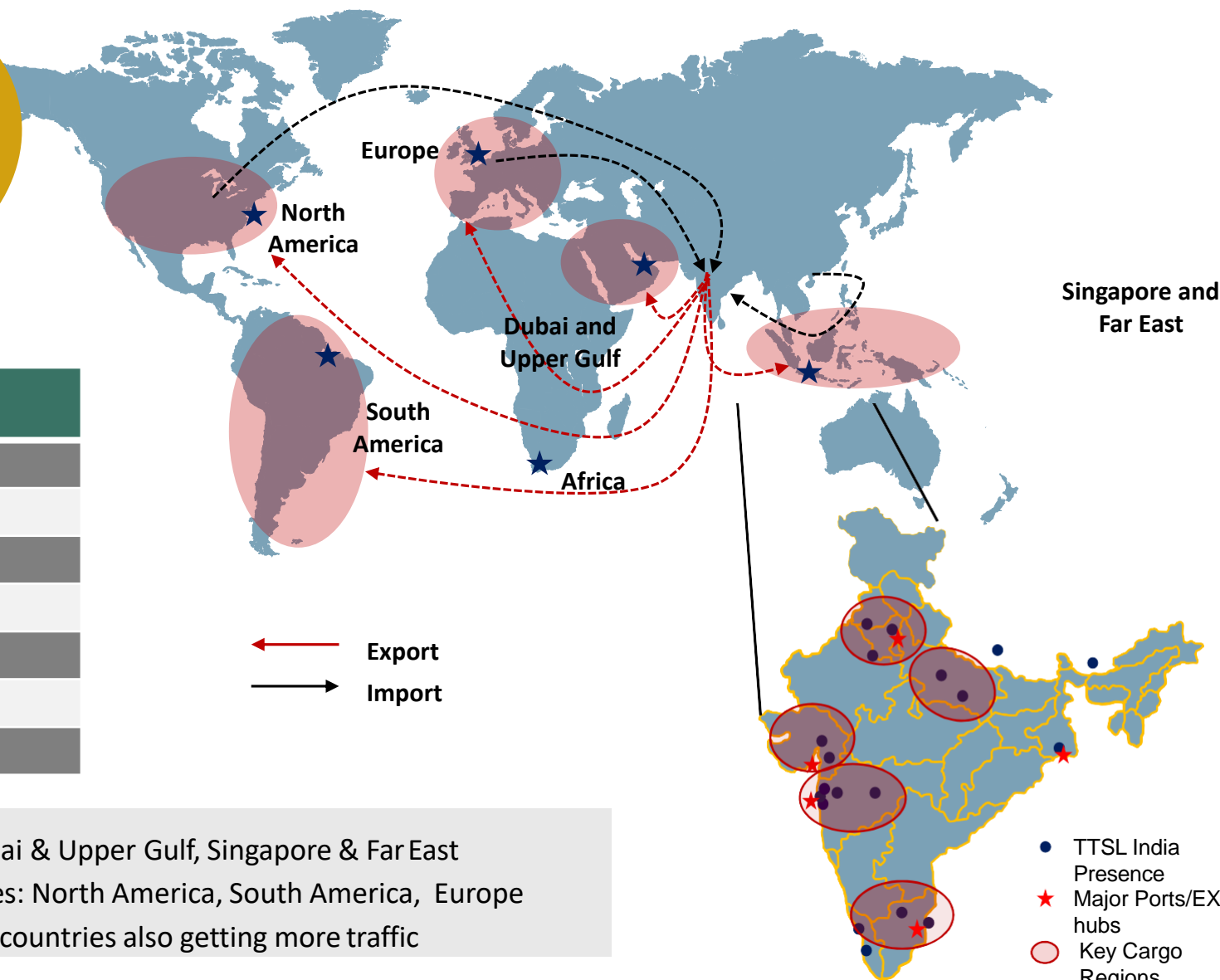


# TTSL in association with CP / I cargo Network




N. America, S. America routes give higher margin per TEU

CP World Contribution	
Asia	36%
Oceania	8%
Europe	20%
Africa	2%
America	12%
South America	10%
Middle East	12%




- Traditionally major routes: Dubai & Upper Gulf, Singapore & Far East
- Increasingly plying longer routes: North America, South America, Europe
- South Africa and other African countries also getting more traffic

- TTSL India Presence
- ★ Major Ports/EXIM hubs
- Key Cargo Regions



# One World Logistics Pvt Ltd- Business Model

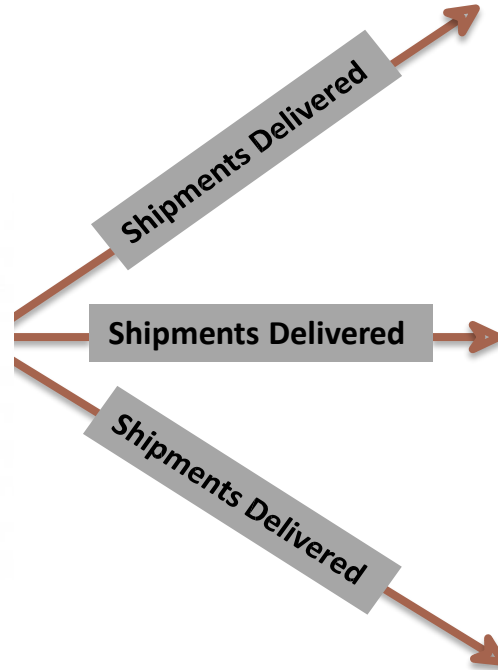


Shipments Picked from stations for final Delivery


DSP / EDSP

**Exclusive Distribution Service Partners (EDSP):**  
EDSP's are station owned by Company at place where shipments from ecommerce players are received for last mile delivery. Currently we operate through 45 EDSPs


**Distribution Service Partners (DSP):**  
These are stations owned as Captive arms by Ecommerce players and Company picks up shipments from respective warehouses for final deliveries. Currently we operate through 60 DSPs







# One World Logistics Pvt Ltd- Products offered



## Same day Delivery – SDD

**Scope :** Prime ecommerce delivery with in ty municipal limits from single pick up point. Weight limit 2kg.

**Pin code Delivery and Reverse pick up - LMA**

**Scope :** deliveries with in 3 kms to and from origin pick up point, food delivery. Weight limit 2kg.



## 1. Building delivery stations in Tier II cities – RLMA

**Scope :** Prime ecommerce delivery and reverse pick up with in the taluka limits from single pick up point . Weight limit 2kg.

## 2. E-commerce reference Centres


**Scope :** Creating awareness with local marketing and catalogue promotions at taluka level for online companies




## B 2 B Distribution

**Scope :** Deliveries within same GST state - LTL , FTL





## Future Strategy



**Large customer base and strong relation with marquee clients**

**Capitalise on strong base of over 1,000 plus clients of the Company**


**Consolidation for E-commerce logistic players**

**Cross selling of FCL with existing Customers**


**Strong relationship with over 500 custom brokers**

**Ramping up the Air freight business through Global Network.**





Thank You



**TOTAL™  
TRANSPORT**  
Keeping Promises Since 1994

 **NSE** TOTAL

 **Bloomberg** TOTAL:IN

**REUTERS**  **TOTA.NS**

For further information, please contact:

**Company :**

**Total Transport Systems Limited**

Mr. Bhavik Trivedi

**Company Secretary**

[bhavik.trivedi@mum.ttspl.in](mailto:bhavik.trivedi@mum.ttspl.in)

[www.ttspl.in](http://www.ttspl.in)

**Investor Relations Advisors :**

**Adfactors PR Private Limited**

Ms. Savli Mangle

[savli.mangle@adfactorspr.com](mailto:savli.mangle@adfactorspr.com)

Mr. Rupesh Rege

[rupesh.rege@adfactorspr.com](mailto:rupesh.rege@adfactorspr.com)

[www.adfactorspr.com](http://www.adfactorspr.com)